

Product Catalog

CONTENT

About Tando	3
TandoStone®	5
Stacked Stone	9
Creek Ledgestone	13
Architectural Sill	17
Beach House Shake®	19
TandoShake®	25
Cape Cod Perfection	27
RoughSawn Cedar	29
Rustic Cedar 9	31
Hand Split Shake	33
Rustic Cedar 6	35
Tando Product List and Specifications	37

Cape Cod Perfection - Char



Stacked Stone - Lewiston Crest

The perfect low maintenance exterior products

The Tando brand of exterior building products leverages innovation and manufacturing technology to solve market challenges such as labor shortages, long lead times, and moisture concerns, all while meeting the consumer demand for mixed material exteriors and low maintenance. From launching the first polymer shake over 40 years ago, to developing the #1 Brand of composite stone, Tando has a proven history of creating new categories, including TandoStone®, Beach House Shake®, and TandoShake®.

Beach House Shake - Sandcastle



Creek Ledgestone - Bucks County Gray

Preferred by siding installers, TandoStone is the Answer

Installing the look of stone is a smart investment, as it adds instant value to your home. However, labor shortages, job site delays and moisture management issues create pressure to complete stone projects on time and within budget.

Traditionally, installing stone is contracted out to a mason which increases the time and expense of an additional trade. Stone veneer is heavy and difficult to cut. What if siding applicators had a product that could complete the entire wall?

Enter TandoStone, the #1 Brand of Composite Stone. TandoStone features lightweight yet rigid panels that are fast and easy to install with traditional siding tools while no mortar or adhesives are required. And the same installer can install siding and TandoStone increasing an installer's "share of wall".

The proprietary composition of TandoStone is impervious to moisture making it perfect for installation in any weather and right to ground level or the roof line. And TandoStone's lightweight design means it can be easily installed by one-person.

TandoStone is available in two styles:

Stacked Stone features a dry stack profile with large stones and smaller stones tightly arranged in a linear pattern.

Creek Ledgestone emulates the look of various sized, hand-picked stones arranged in a rugged pattern.

All **TandoStone** products feature Tando TruGrit™ technology, a unique finish that gives each panel the rough, gritty feel of natural stone.




Labor Shortage Drives Need for Change

A survey of builders conducted by the NAHB/Wells Fargo Housing Market Index found that bricklayers and masons were among the top five specialized trades where serious shortages or some shortage of labor is reported. **The surveyed builders reported shortages 73% of the time while trying to source bricklayers and masons.**



Stacked Stone



Creek Ledgestone

Stacked Stone - Sedona Bluff

TandoStone is perfect for any application

The trends in single family housing, multi-family housing and commercial construction have created a favorable dynamic for TandoStone.

TandoStone meets market demands for low maintenance without compromising on natural beauty and texture. Additionally, it gives designers, specifiers, and installers the opportunity to turn walls into mixed material exteriors while addressing and mitigating the issue of moisture management.

TandoStone is a great choice for:

- single-family
- multi-family
- commercial projects

Stacked Stone - Lewiston Crest

Meeting the Demands of Today's Design Trends

As the market deals with high costs and a lack of skilled labor, TandoStone works well with today's mixed material designs while offering the solution of easy installation without sacrificing quality, beauty, or moisture management.

Single Family



Creek LedgeStone - Nordic Mist



Stacked Stone - Sedona Bluff



Creek LedgeStone - Bucks County Gray

Multi- Family



Stacked Stone - Santa Fe



Creek LedgeStone - Bucks County Gray



Stacked Stone - Lewiston Crest

Commercial



Stacked Stone - Sedona Bluff



Stacked Stone - Lewiston Crest



Creek LedgeStone - Bucks County Gray

Stacked Stone

Our Stacked Stone features stones with low heights and random lengths for the appearance of a hand-laid, mortar-less dry-stack set which gives it a contemporary, sharp edged finish.

Stacked Stone has the rich, natural feel of Tando TruGrit.



Stacked Stone Panel and Corner Options:



Glacier Bay



Lewiston Crest



Santa Fe



Sedona Bluff



Chestnut Hills



Stacked Stone



Glacier Bay




Santa Fe




Chestnut Hills



Lewiston Crest



Sedona Bluff



Santa Fe

Creek LedgeStone

Our Creek LedgeStone emulates the rugged look of various hand-picked stones where the horizontal ledge is more defined than the vertical joints. It offers a rough, dimensional surface with jagged edges that play with natural lights and shadows.

Creek LedgeStone has the rich, natural feel of Tando TruGrit.



Creek LedgeStone Panel and Corner Color Options:



Nordic Mist



Rocky Mountain Clay



Arizona Sandstone



Bucks County Gray



Appalachian Ash



Nordic Mist

Creek Ledgestone



Bucks County Gray



Appalachian Ash



Arizona Sandstone



Rocky Mountain Clay



Nordic Mist



Bucks County Gray

Appalachian Ash

Architectural Sill and Architectural Sill Corner



The Transition is Easy with Tando Architectural Sill

Tando Architectural Sill is a deep profile that is architecturally accurate with a realistic look and feel.

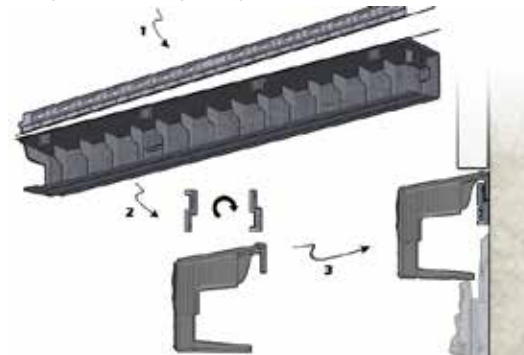
Designed with a slope forward to direct water away from a structure, Tando's Architectural Sill offers superior moisture management while delivering beauty and functionality.

As a complement to the Architectural Sill, Tando has also developed an Architectural Sill Corner that can be used as a corner or can be easily cut on the left side or right side to act as an end cap to terminate a run.

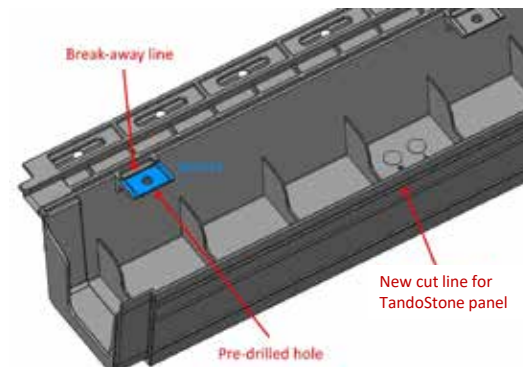
The Architectural Sill offers two other game-changing innovations: an integrated nailing flange that can be re-purposed as a starter strip to easily install the Sill under a window and breakaway spacers on the back of the profile that can be used as "shims" to transition products that require additional clearance.

Tando's Architectural Sill works with all TandoStone products.

Integrated nailing flange




Breakaway Spacer "Shims"



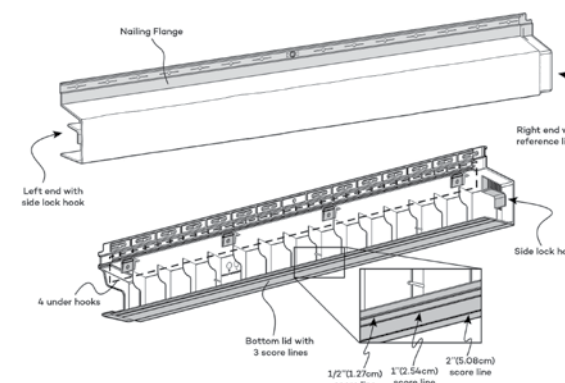
Pewter




Raven



Sable



Tando Architectural Sill is the perfect transition between shake and stone



Architectural Sill Corner available in all colors

Scan here to watch a short installation video.



Beach House Shake®

Beautiful Freedom



Beauty That Never Grows Old

With the look of natural cedar shingles, Beach House Shake offers Beautiful Freedom ... freedom from costly upkeep, freedom from fading, rot and decay, freedom from moisture concerns, and much more.

Impervious to moisture and offering unmatched durability, Beach House Shake can be used for ground contact or roof line applications. And its lightweight, durable design makes for an easy one-person installation.

Backed by the strongest product warranty in the industry, Beach House Shake has received a notice of acceptance from Miami-Dade County for successfully meeting all severe weather condition rigorous testing criteria.

Crafted for homeowners who value the authentic beauty of wood, Beach House Shake is the ultimate in low maintenance and high performance. From its subtle surface textures, graining, saw cuts, and natural color variations, Beach House Shake delivers the natural look of cedar without the upkeep, and that is truly Beautiful Freedom.



Pacifica



Beach House Shake
Hatteras

- Four perfectly designed options indistinguishable from fresh or perfectly weathered cedar shingles
- Stays looking like the day it was installed with little to no upkeep
- Will not discolor like traditional cedar shingles regardless of exposure to sunlight and moisture
- Will not split, crack, rot or decay
- Impervious to moisture – stands up to salt spray, storms, humidity, snow and sun
- Won't be damaged by pests and insects
- Engineered and approved by Miami-Dade County for high wind and high impact resistance; successfully meeting all severe weather rigorous testing criteria

Hatteras

Beach House Shake®

Beautiful Freedom



Atlantica



Sandcastle



Pacifica



Hatteras



CHECK OUT THE BEACH HOUSE SHAKE TIME MACHINE!

Natural cedar shingles look great the day they’re installed, but they’ll never stay that way. With Beach House Shake, even years later, you’ll have a look that looks just like the day it was installed with no upkeep.

The Beach House Time Machine lets you see how Beach House Shake compares to cedar shingles! Scan here to see it for yourself!



Beach House Shake®

Beautiful Freedom

Why Beach House Shake?



"Beach House Shake in Atlantica color was an easy choice for the homeowner and a great choice for us, with quick, easy, one-person installation. Beach House Shake installs in a fraction of the time of traditional cedar shingles. Beach House Shake will stay looking like the day it was installed without any discoloration. With Atlantica, a soft, silvery gray, the homeowner will have the freedom of a perfectly weathered exterior with little to no upkeep."

COLOR: Atlantica
LOCATION: Rehoboth Beach, DE
CONTRACTOR QUOTE: Kelsey with Boardwalk Builders



"Michele and I fell in love with it! Beach House Shake in Pacifica was the answer to our prayers. We created a color décor palette around our house to match it. We're amazed at how many people are fooled by Beach House Shake. They think it's cedar. A friend who operates a cedar mill created a 12 ft. pergola for us and even he thought it was authentic cedar, and he works with cedar every day!"

COLOR: Pacifica
LOCATION: Bessemer, AL
HOMEOWNER QUOTE: Philip



"Our house is right on the water's edge on Little Alum Lake, and we have a boat, so enjoy the outdoors. We loved Beach House Shake's "Hatteras" gray color because it fits right into the New England coastal look – and mostly, the realism – you can't tell that it's not actual cedar shake. I was really sold on the color fade warranty and lack of maintenance. Our house is designed to be low-maintenance, so Beach House Shake was the perfect solution."

COLOR: Hatteras
LOCATION: Brimfield, MA
HOMEOWNER QUOTE: Anthony



"We think it's an incredible product. We really wanted to stay true to the times and have our home look as realistic as possible. Natural cedar looks great to start, but fades in such a short period of time and I just didn't like the effect that time had on it. Beach House Shake will maintain its coloring so I can relax and not worry. When people come to see our home, they can't even discern that this is a manufactured product. On top of that, the costs of renovation are so extreme, the long-term savings alone is reason enough for everyone to consider this as an option if the look of natural cedar is what they desire."

COLOR: Sandcastle
LOCATION: Bay Shore, NY
HOMEOWNER QUOTE: Michael



Atlantica



Pacifica



Sandcastle



Hatteras



Atlantica



Sandcastle



The Original and Most Iconic Shake

TandoShake is the perfect low-maintenance alternative that enhances any home style and adds instant curb appeal. With 5 styles, TandoShake showcases a broad range of wood grain textures, from fine & subtle details to rugged grooves, combined with an extensive color collection to fit any home architecture or style.

Cape Cod Perfection and RoughSawn Cedar have fine wood grain textures and evenly aligned shingle heights, balanced by varying shingle widths, offering clean lines and an upscale look and feel.

Rustic Cedar 6, Rustic Cedar 9, and Hand Split Shake feature more rugged looks. With varying shingle heights and widths combined with deep wood grain textures, these profiles simulate the true hand crafted appearance of wood shakes.

TandoShake Options:





Mariner Blue

Cape Cod Perfection

Our Cape Cod Perfection is a 5" exposure, re-squared and rebuted shingle with clean lines and a cedar texture. The six solid colors highlight the subtle nuances of saw cuts and grain to perfectly replicate painted cedar shakes.

Cape Cod Perfection can be installed with a roofing nailer and has a notice of acceptance from Florida's Miami-Dade County for wind and impact resistance in High Velocity Hurricane Zones.



Char



Ashwood Gray



Ashwood Gray



Mariner Blue



Classic White



Slate Gray



Char



Wheat



Denim Blue

RoughSawn Cedar

Our classic RoughSawn Cedar Shake with a 6.5" exposure has evenly aligned shingles that highlight a clean, professional look with simple elegance that requires little maintenance.



Mariner Blue



Slate Gray

Solid Color Series



Natural Color Series



Colors are shown as accurately as the printing process allows.

Rustic Cedar 9

Our Rustic Cedar style features a variable exposure and rich deep textures which complement a wide range of other siding materials including: fiber cement, vinyl, stucco and more.



Autumn Cedar



Antique Gray



Harvest Cedar

Solid Color Series



Natural Color Series



Colors are shown as accurately as the printing process allows.



Antique Gray

Hand Split Shake

Our iconic Hand Split Shake with its variable exposure captures the rugged and rough look of hand-cut cedar shake, making this profile one of our most popular shakes.



Sunset Cedar




Barn Red

Solid Color Series



Natural Color Series



Colors are shown as accurately as the printing process allows.

tandobp.com | 34




Rustic Cedar 6

Our Rustic Cedar 6 profile offers a 6.5" exposure and is available in our Signature Stain Color Series. This exclusive technology provides a low maintenance shake with the beauty of real wood stain.



Signature Stain Color Series



Colors are shown as accurately as the printing process allows.



The #1 Brand of Composite Stone.

Creek Ledgestone - Panel

Finished Exposure: 40" w X 18.13" h
Exposure: 18.13"
Squares per box: 1/2
Panels per box: 10
Boxes per pallet: 16
Squares per pallet: 8



Creek Ledgestone - Corner

Finished Exposure: 7.25" w X 7.38" d X 18.13" h
Pieces per box: 5
Linear ft. per box: 7.5



* Universal Starter Strip, sold separately, is required

Stacked Stone - Panel

Finished Exposure: 39.68" w X 18.25" h
Exposure: 18.25"
Squares per box: 1/2
Panels per box: 10
Boxes per pallet: 16
Squares per pallet: 8



Stacked Stone - Corner
































Finished Exposure: 6.5" w X 6.38" d X 18.25" h
Pieces per box: 6
Linear ft. per box: 9.2



* Universal Starter Strip, sold separately, is required

* Universal Starter Clips are included in each box

TandoStone Color Series Matrix

Creek Ledgestone Colors	1 1/8" J-Channel Complementary Color	Architectural Sill and Architectural Sill Corners Complementary Colors	Stacked Stone Colors	1 1/8" J-Channel Complementary Color	Architectural Sill and Architectural Sill Corners Complementary Colors
 Appalachian Ash	 Lewiston Crest	 Pewter  Raven	 Chestnut Hills	 Chestnut Hills	 Sable
 Arizona Sandstone	 Tan	 Sable	 Glacier Bay	 Seaside Gray	 Pewter  Raven
 Bucks County Gray	 Dark Brown	 Sable	 Lewiston Crest	 Lewiston Crest	 Pewter  Raven
 Nordic Mist	 Seaside Gray	 Pewter	 Santa Fe	 Santa Fe	 Sable
 Rocky Mountain Clay	 Rocky Mountain Clay	 Sable	 Sedona Bluff	 Sedona Bluff	 Sable

Tando Accessories (For use with TandoStone, Beach House Shake & TandoShake)

Universal Starter Strip (Required for Panels)

Dimensions Pieces/Box Linear ft./box
10 ft. 25 250



Used with: TandoStone, Beach House Shake, TandoShake

Architectural Sill (Optional)

Finished Exposed Width: 30.13" (76.52 cm)
Finished Exposed Height: 2.63" (6.67 cm)
Depth: 2.5" (6.35 cm)
Architectural Sills per box: 4



Architectural Sill Corner (Optional)

Finished Exposed Width: 5.0" (12.7 cm)
Finished Exposed Height: 2.63" (6.67 cm)
Depth: 2.5" (6.35 cm)
Arch. Sill Corners per box: 4



3/4" J-Channel

Length Pieces/Box Linear ft./box
12 ft. 6 in. 40 500



Used with: Beach House Shake, TandoShake:

Cape Cod Perfection, RoughSawn Single & Dual

3/4" Outside Corner Post

Length Pieces/Box Linear ft./box
10 ft. 10 100



Used with: Beach House Shake, TandoShake:

Cape Cod Perfection, RoughSawn Single & Dual

1 1/8" J-Channel

Length Pieces/Box Linear ft./box
12 ft. 6 in. 24 300



Used with: TandoStone & TandoShake:

Rustic Cedar 6, Rustic Cedar 9 & Hand Split Shake

1 1/8" Outside Corner Post

Length Pieces/Box Linear ft./box
10 ft. 10 100



Used with: TandoShake: Rustic Cedar 6, Rustic Cedar 9 & Hand Split Shake

Beach House Shake®

The perfect replacement for cedar shake.

Beach House - Panel

Finished Exposure: 42.63" w X 15" h
Shingle Exposure: 5"
Squares per box: 1/2
Panels per box: 11
Boxes per pallet: 28
Squares per pallet: 14



Beach House Corner

Dimensions: 3.75" w X 3.75" d X 15" h
Pieces per box: 5
Linear ft. per box: 6.25



The most iconic shake on the market.

Cape Cod Perfection - Panel

Finished Exposure: 42.63" w X 15" h
Shingle Exposure: 5"
Squares per box: 1/2
Panels per box: 11
Boxes per pallet: 28
Squares per pallet: 14



Cape Cod Perfection Outside Corner

Finished Exposure: 3.75" w X 3.75" d X 15" h
Pieces per box: 5
Linear ft. per box: 6.25



RoughSawn Cedar Single - Panel

Finished Exposure: 89.13" w X 6.5" h
Shake Exposure: 6.5"
Squares per box: 1/2
Panels per box: 12
Boxes per pallet: 28
Squares per pallet: 14



RoughSawn Cedar Dual - Panel

Finished Exposure: 55.5" w X 13" h
Shake Exposure: 6.5
Squares per box: 1/2
Panels per box: 10
Boxes per pallet: 14
Squares per pallet: 7



RoughSawn Cedar Outside Corners

Finished Exposure: 3" w X 3" d X 26" h
Pieces per box: 5
Linear ft. per box: 10.8



Rustic Cedar 6 - Panel

Finished Exposure: 92.25" w X 6.63" h
Shake Exposure: 6.33"
Squares per box: 1
Panels per box: 22
Boxes per pallet: 20
Squares per pallet: 20



Rustic Cedar 6 Outside Corner

Finished Exposure: 4.5" w X 4.5" d X 13.63" h
Pieces per box: 5
Linear ft. per box: 5.68



Rustic Cedar 9 - Panel

Finished Exposure: 72.38" w X 9.13" h
Shake Exposure: 8.33" - 9.13"
Squares per box: 1/2
Panels per box: 11
Boxes per pallet: 18
Squares per pallet: 9



Rustic Cedar 9 Outside Corners

Finished Exposure: 4.22" w X 4.33" d X 9.25" h
Pieces per box: 14
Linear ft. per box: 10.79



Hand Split Shake - Panel

Finished Exposure: 39.25" w X 17.54" h
Shake Exposure: 8.5" - 9.25"
Squares per box: 1/2
Panels per box: 10
Boxes per pallet: 20
Squares per pallet: 10



Hand Split Shake Outside Corner

Finished Exposure: 3.5" w X 3.5" d X 17.5" h
Pieces per box: 10
Linear ft. per box: 15.58



Hand Split Shake Outside Corner (J-Channel)

Finished Exposure: 4.5" w X 4.5" d X 10.75" h
Pieces per box: 16
Linear ft. per box: 11.33



* See Tando Accessories (J-Channel & Outside Corner Posts) on facing page that work with TandoShake

tandobp.com

Tando® is a registered trademark of
Derby Building Products
160, des Grands Lacs
Saint Augustin de Desmaures
QC, Canada G3A 2K1