

BAY
& BOW

WINCORE[®]
WINDOWS & DOORS

The way it should be.™





**Elegant enough to call them yours.
Tough enough to call them ours.**

To say we're proud of our projection windows would be an understatement. With specialized construction details and manufacturing advances to ensure they live up to our stringent reputation for outstanding quality, Bay and Bow windows from Wincore® provide beauty and lifetime dependability. Both Bay and Bow windows can be created from a combination of Double Hung, Picture and Casement window styles. Whether it is a traditional Bay window or dramatic five-lite Bow window, each is built to custom size specifications and offers a variety of options to showcase style and individuality.






Not Your Ordinary Window.


Bay and Bow Windows offer expanded views of outdoor spaces, while creating inviting areas for sitting and relaxing. Because of their projected design, Bay and Bow windows welcome more natural light and seemingly expanded interior spaces. Outside projection windows add dimension for enhanced curb appeal to your home's exterior.

Energy Efficiency

All insert window units inside Bay and Bow frames are foam-wrapped for premier insulation. In addition, double-strength*, Low E glass with Argon gas inside the insulating glass units maximizes energy efficiency. Bay and Bow Windows also feature a unique insulated sill design to help them achieve a high R insulating value.



*Standard on 7700 Series, optional on 5400 Series.



BAY & BOW



Standard Features

Size Customization

All projection windows are custom built to exact specifications. Bay windows can be ordered in 30- or 45-degree angles. Bow windows can be three, four or five windows mulled together at 10-degree angles.

Edge Banding

For professional looking installation, premium edge banding covers unfinished plywood edges to allow interior casing to be installed with a reveal.

Knee Braces

For added support and a traditional exterior appearance, each projection window comes with primed knee braces.

Premium Grade Hardwood Plywood Construction

Head, seat and jambs feature furniture-grade 1-1/4" hardwood veneer plywood in either Red Oak (for staining) or Birch (for painting).

Real Wood Interior Trim

The wood moldings break up the bland commercial appearance of similar vinyl trimmed units by adding warmth and craftsmanship.


Premium Hanger Kit

Every Wincore Bay and Bow window comes standard with an industry leading cable hanger system. Each hanger kit is ATI tested to hold 3000 lbs. of load with zero slipping of the cable or sag of the window. When combined with our unmatched frame construction this hanger system will assure that your new window remains a long-lasting, trouble free addition to your home.



Continuous All-Thread Rods

Ordinarily, projection windows are constructed using hollow vinyl mullions and an all-thread, or a solid wood mullion connected by lag bolts, screws or clips. Wincore® Bay and Bow windows are manufactured with both solid wood mullions and a continuous all-thread rod running through the mullion. This continuous all-thread construction is a strong and stable connection that prevents warping or sagging of the window frame over time. In addition, it also minimizes condensation problems commonly associated with vinyl mullions.



Design Features

Solid LSL® Mullions & Continuous All-Thread Construction

LSL® mullions are stronger than standard wood and will not warp or twist, adding unprecedented structural stability. In addition, the LSL® mullions have an all-thread connection running through them from top to bottom. This creates a super strong connection and eliminates the potential for a sagging seat board over time.

Offset Insulated Sill Design

A 1-1/2" insulated panel is attached to the hardwood plywood seat board to create a 2-3/4" sill with a high R insulating value.

In addition, the offset sill design creates an overhang that deflects water away from the unit. The appearance of this design greatly enhances the aesthetic value of any projection window.



Seamless Nose Molding & Snap Design

Fabrication of the head and sill vinyl cladding provides projection windows with a seamless and water-tight exterior cladding. The moldings consist of a two-part snap system that prevents water penetration at the sill and eliminates the need for exposed sealant in both areas.

Rabbet Connection of Jambs

To increase overall structural integrity and product stability during shipment, jamb boards feature rabbet connections to the head and sill.



Finishing Options

Window Unit Color Choices

On the vinyl window units, choose from white, tan or clay colors for both the interior and exterior. Or, choose from five beautiful woodgrain vinyls for interiors only. Five exterior colors are also available.

Hand-applied Stain Finishes

Five beautiful stain finishes are also available for wood frames, head and seat boards. Completed inside a controlled manufacturing environment, stain finishes are deep and even.

Laminated Interiors

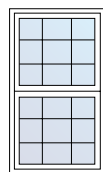
Wood frames, head and seat boards of Bay and Bow units can be finished with a laminate (white or tan) for increased durability.

Painted Interior Finishes

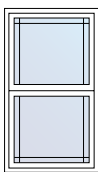
Wood frames, head and seat boards may also have a painted finish. White, tan and clay color options are available.

Grid Options

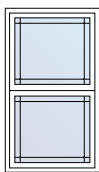
Available in three patterns, optimal grids can be placed behind the glass, or on the glass surface as a simulated divided lite. Grids are available in all vinyl colors and interior woodgrain surfaces.



Colonial



Perimeter



Prairie



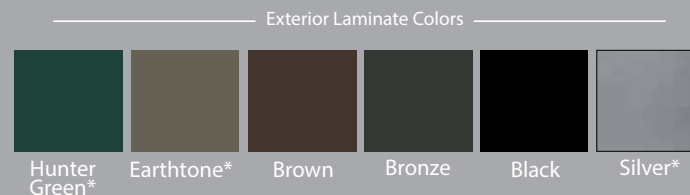

Interior SDL Grids



Exterior SDL Grids


SDL available on 7700 windows only.

Vinyl Window Unit Colors



**7700 Windows Only*



Interior Finishes - Stains




Interior Paint Colors



Laminated Interior Colors





Solid-Surface Seat Boards


Most commonly used in high-traffic home areas, waterproof 1/2" thick solid-surface seat boards are available in five standard colors.



White




Beach Sand



Desert Sand



Venetian Sand



Platinum Granite



Graphite Granite

Recessed Lighting

Recessed lights are available for both plug-in or hard-wired applications. Plug-in applications feature a 10' cord with switch.



White



Polished Copper



Polished Bronze



White LED



Satin Nickel
LED



Brushed Copper
LED



BAY & BOW



Finishing Options

All Wincore Bay and Bow windows are available with a variety of optional pre-mitered trim choices to complete the finished look. These trim options are measured and pre-mitered inside a controlled manufacturing environment, so you are ensured of a flawless fit on any window, regardless of size. Choose from traditional casing styles in a variety of widths, or from one of five complete trim packages that feature an extended sill for greater visual depth. Whether you choose streamlined casing or a detailed trim package, your new Bay or Bow window will become the visual centerpiece of any room.

Interior Casing

Colonial style interior casing is available in Red Oak or Birch in three different widths, a "one-stop" option for faster finishing on the job site. To make this a simple nail-on application, this casing can be ordered pre-cut with a 1/4" reveal.





Trim Packages Featuring An Extended Sill

There is no better way to add elegant beauty and craftsmanship to projection windows than to complement this furniture-grade product with the proper trimmings. Our ready-to install trim systems bring a whole new level of finish work to every unit.

All packages include an extended sill that is factory fit and located on site using pre-located dowel pins. The extended sill, apron and header are all cut to fit and factory returned as well – ensuring both quality workmanship and seamless installation.

Choose from five ready-to-install complete trim packages. Trim packages are available in two distinct styles – Colonial or Fluted. Each is available in your choice of stain finishes.

PKG	STYLE	DESCRIPTION
A	Colonial	Extended Sill with Mitered Casing
B	Colonial	Extended Sill with Rosettes
C	Colonial	Extended Sill with Header
D	Fluted	Extended Sill with Rosettes
E	Fluted	Extended Sill with Header



BAY & BOW

Roofing Options

Plywood



Pre-assembled, ready-for-finishing plywood roofs are built from professional-grade materials to exact measurements. All plywood roofing systems are easily installed and can be quickly finished with asphalt or wood shingles.

Painted Aluminum

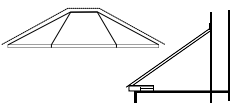


Like plywood roofing systems, painted aluminum roof systems are hand-crafted to precise measurements to ensure a perfect fit. Painted aluminum roofing systems are available in a variety of specially formulated high-gloss colors. For a complete list of available colors, contact your Wincore® supplier.

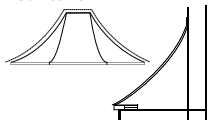
Copper

There is nothing that compares to the sophistication that copper roofing systems bring to a Wincore® Bay or Bow window. Intricately detailed and finely finished, these precision roofing systems arrive at the job site ready to install quickly and efficiently.

Standard



Concave*



*Not available in Plywood





Painted Aluminum Roof Colors

(Subject to change)

Black (02)	Medium Bronze (03)	Chocolate Brown (04)
Sandstone (06)	Redwood (07)	Mission Red (08)
Ascot White (10)	Forest Green (11)	Patina Green (12)
Siam Blue (14)	Rawhide (15)	Rocky Grey (16)
Regal Blue (18)	Teal (19)	Slate Grey (20)
Mint Green (22)	Coppertone (23)	Boysenberry (25)
Hartford Green (27)	Silversmith (28)	Hemlock Green (30)
Clear Anodized (70)	Antique Patina (70)	Dark Bronze Anodized (71)
Bronze (01)	Concord Cream (05)	Sierra Tan (09)
Dove Grey (13)	Brite Red (17)	Slate Blue (21)
Bone White (26)	Champagne (31)	

- All paint colors feature a 30-year manufacturer's warranty.
- All roofing systems available with copper or painted aluminum counter flashing.

For Copper Roofs

- Available with a clear-coat to retain original copper color.
- Available with a pre-patina green or brown coating to age copper more quickly.

Behold the power of collective thinking.

In this business, everyone knows that great people working together end up providing great windows and doors. That's why when we set out to design and build the best windows and doors in the industry, we focused on people first. People with advanced technical knowledge. People that know how to do things right the first time. But most importantly, people who realize that integrity and trust are not simply words, but a way of life. With more than 200 years of combined experience under our belts, you can clearly see our promise of quality and innovation in every window and door we make. Not to mention how we go about making them. To us, it's about creating an environment that brings out the best in everyone, and accepts nothing less. It's about doing things the way they should be done, not necessarily the way they've always been done. It's about giving back to our communities and the things that matter most. And it's about family – ours, as well as yours. At Wincore®, our philosophy is simple. It's not about being the biggest. It's about being the best. Because to us, that's the way it should be.



The way it should be.™

250 Staunton Turnpike, Parkersburg, WV 26104
www.wincorewindows.com
1-866-WINCORE



Proud to support breast cancer research.
Full details available at
www.wincorewindows.com



The information is correct at the time of printing. Changes to the product(s) may have occurred since time of printing. Not all product styles and/or options are available in all areas, so please consult your sales representative prior to purchasing. Wincore® is a registered trademark and The way it should be.™ is a trademark of Wincore Window Company, LLC. Tough Enough to Wear Pink is a licensed trademark of Terry Wheatley and is used by permission. Intercept® is a registered trademark of PPG Industries, Inc. Printed in U.S.A. ©2017 Wincore Windows and Doors. All rights reserved.

Warranty coverage does not extend to problems caused by improper installation. Warranty issues must first be investigated by your installation contractor. See printed warranty brochure supplied at installation for complete details or visit www.wincorewindows.com.

WINBAYBOW12PG2825.NH.2500.0719