



VELUX®

The No Leak Skylight™

2021 Price List

Residential Skylights and Sun Tunnel® Skylights

Effective July 5, 2021

All retail prices are not valid in Alaska, Hawaii, or Mexico due to additional freight cost.



HGTV
DREAM HOME
2021
PROUD SPONSOR



HGTV
SMART HOME
PROUD SPONSOR
2020



HGTV
URBAN OASIS
PROUD SPONSOR
2020

2021 VELUX Residential Price List

Prices Effective July 5, 2021 All retail prices are not valid in Alaska, Hawaii, or Mexico due to additional freight cost.

Unit Skylights

VSS/VSE	6
VCS/VCE	8
EVMS	10
VS	12
VCM	14
EV	16
FS	18
FCM	20
FCM Custom Sizes	22
QPF	24
EF	26
GSM	28

Sun Tunnel® Skylights

Rigid/Flex	30
Wildfire	32

Flat Roof Skylights

CG2	34
CFP/CXP	36

Flashing and Accessories

Combi Flashing EKL/EKW	38
Skylight Blinds	40
Skylight Accessories	42
Sun Tunnel® Accessories	44

Roof Windows

GPU	46
GXU	48
GDL CABRIO™	50
GGU	52

Architectural Skylights

Architectural Series - Classic and Pinnacle	54
Architectural Series - Low Profile	56
Modular	58



How to Order Your Product



Online - Dealer Extranet¹
dealerextranet3.veluxusa.com



Email
ordersusa@velux.com

Hours of Operation
24 hours a day
7 days a week



Call Residential
1-800-888-3589



Call/Email Commercial
1-888-878-3589
commercialteam@velux.com

Hours of Operation (ET)
(Mon - Fri) 7:30 a.m. - 8 p.m.
(Sat) 9 a.m. - 5 p.m.

Hours of Operation (ET)
(Mon - Fri) 8 a.m. - 7 p.m.

¹ Dealer Extranet allows a dealer to order products and perform routine inquiries 24/7 using real-time pricing and inventory availability.

Plan for Delivery Time



- S** In-stock at regional warehouses
Allow 2 - 4 business days
- A** In-stock at Sparks, NV region
Allow 2 - 3 business days; other areas call for availability
- B** At Sparks, NV and White Marsh, MD
Allow 2 - 5 business days
- C** In-stock at Greenwood, SC and Kent, WA regions
Allow 2 - 5 business days
- T** Trans-shipped from central warehouse
Allow 7 - 10 business days
- F** In-stock at Greenwood, SC and Sparks, NV regions
Allow 2 - 4 business days; other areas allow 7 - 10 business days
- G** In-stock at Greenwood, SC, Aurora, IL, and Sparks, NV
Allow 2 - 3 business days; other areas allow 5 - 7 business days
- R** Not stocked; Manufactured on demand
Allow approximately 10 business days
- D** Not stocked; Manufactured on demand
Allow approximately 26 business days
- N** Not stocked; Manufactured on demand
Allow approximately 37 business days
- L** Not Stocked; Manufactured on demand
Allow approximately 50 business days

Please note: large orders may be subject to additional ship times

Order Code Examples

no blinds **VSS** + **C01** + **2004**
product + size + code

with blinds **VSS** + **C01** + **2004** + **CS00**
product + size + code + blind

The No Leak Warranty

Our biggest promise that the skylights you add to your home will not leak.

VELUX's three patented layers of water protection work seamlessly to ensure no rain will leak into your home through your skylight.

The Glass in Our Skylight

Clean, Quiet & Safe Glass

The name says it all: it's cleaner, quieter, and safer than any skylight glass on the market today.

Clean, Quiet & Safe Glass is made with silicon dioxide, making it much smoother than ordinary glass so water disperses evenly to evaporate quickly and reduce water spotting. It reduces up to 25% more of unwanted outside noise than standard double pane glass and up to 50% more than plastic skylights. And since Clean, Quiet & Safe Glass is a laminated glass, it's safe and compliant with all building codes for out-of-reach applications.

Standard on all **FS/VVS/VSS/VSE/VCS/VCE/EV/EF/EVMS** models. (xx04)

Impact Glass

Our toughest glass, resistant to penetration from wind-borne debris. (xx06)

Snowload Glass

Reinforced glass to withstand added weight from accumulated snow. (xx10)

White Laminated Glass

White coating diffuses 100% of light flowing to the space below. (xx08)

Tempered Glass

Built with an additional degree of hardness for added safety. **FCM / VCM / QPF only** (xx05)



The No Leak Skylight™

• No Leak Promise • No Worries

What is a Roof Pitch?

The roof pitch is defined as the angle of the roof, and it's calculated by the number of inches it rises vertically for every 12" it extends horizontally. This angle is measured by placing a pitch-gauge directly on the roof and taking an accurate reading.

This calculation is important because each of VELUX's skylights and flashing kits are engineered with specific pitch requirements that match a roof's slope in order to effectively drain water off of the skylight.

0° - 15° 0:12 - 3:12	0° - 60° 0:12 - 20:12	10° - 60° 2:12 - 20:12	14° - 60° 3:12 - 20:12	14° - 85° 3:12 - 137:12	15° - 55° 3:12 - 17:12	15° - 85° 3:12 - 137:12	15° - 90° 3:12 - 90°	35° - 53° 8.4:12 - 15:12
CFP/CXP	VCS	QPF	TLR	VSS	GPU	GXU	GGU	Cabrio
	VCM	TZRL	TMR	VSE				
	VCE	TZRQ	TGR	VS				
	FCM		TMF	FS				
	TZR		TGF	EVMS				
	TCR			EV				
	CG2			EF				

UNIT SKYLIGHTS

Deck-Mounted VSS/VSE



Eligible for a Federal Solar Tax Credit*

VSS Solar
"Fresh Air"

VSE Electric
"Fresh Air"

Insect screen included with VSS and VSE skylight



VSS/VSE Roof Pitch

14° - 85°
3:12 - 137:12

\$400

Add a Solar-Powered Pre-Installed Blind

\$550

Smart Tech Option Pre-Installed Blind and VELUX ACTIVE with NETATMO
See details on facing page.

Room-Darkening, Double-Pleated

Code: **CS- Solar**



00

White

01

Beige

44

Grey

45

Grey Melange

46

Dark Sand

Light-Filtering, Single-Pleated

Code: **FS- Solar**



00

White

01

Classic Sand

34

Natural

35

Dark Grey

36

Jeans Blue

Order code example
Code + Color = **CS00**

2-4 business days for delivery

Up to 13 business days for delivery

* For more information visit: veluxusa.com/go-solar

Pre-Installed blinds not available on copper cladding or stain grade wood models

All base models are available to have pre-installed blinds, however, some optional skylight models may not be available. VELUX Customer Service will confirm availability.



SIZE - W" x H"

Description	C01	C04	C06	C08	M02 ¹	M04	M06	M08	S01	S06
Outside Frame	21 1/2 x 27 3/8	21 1/2 x 38 3/8	21 1/2 x 46 1/4	21 1/2 x 54 15/16	30 3/16 x 30 1/2	30 3/16 x 38 3/8	30 3/16 x 46 1/4	30 3/16 x 54 15/16	44 3/4 x 27 3/8	44 3/4 x 46 1/4
Rough Opening	21 x 26 5/8	21 x 37 3/8	21 x 45 3/4	21 x 54 1/8	30 1/16 x 30	30 1/16 x 37 3/8	30 1/16 x 45 3/4	30 1/16 x 54 1/8	44 1/4 x 26 5/8	44 1/4 x 45 3/4

BASE MODEL - Clean, Quiet & Safe Glass

Description	C01	C04	C06	C08	M02 ¹	M04	M06	M08	S01	S06
Laminated LowE3 Glass Code 2004 Delivery S	\$1,160	\$1,234	\$1,293	\$1,341	\$1,264	\$1,328	\$1,413	\$1,506	\$1,423	\$1,663



Smart Tech Option
Make Our Best Skylight Even Better.

Add smart home automation to your skylight when you bundle it with a pre-installed solar blind and VELUX ACTIVE with NETATMO.

\$550 ~~\$695~~ | Save \$145

OPTIONAL MODELS² - Add price to base model; any size. Applies to standard sizes only.

Impact Glass + \$110 Code 2006 Delivery N	Copper Cladding + \$200 <i>VSE only excluding M02</i> Code 2104 Delivery D	Snowload Glass + \$155 Code 2010 Delivery A	Stain Grade Wood Interior + \$50 <i>VSS only</i> Code 0004 Delivery D
--	---	--	--

FLASHING - Comes with adhesive underlayment | VELUX flashing required for the No Leak Warranty

Description	C01	C04	C06	C08	M02 ¹	M04	M06	M08	S01	S06
Step Asphalt Shingles/Wood Shake/Slate 1/2 in. max thickness Code EDL Delivery S		\$97		\$122			\$105			\$116
Copper Step ³ Asphalt Shingles/Wood Shakes/Slate 1/2 in. max thickness Code EDL COPPER Delivery D		\$205		\$215			\$236			\$257
High Profile ³ Tile - over 3/4 in. thickness Code EDW Delivery S		\$190		\$201			\$201			\$239
Metal Roof Code EDM Delivery S		\$310		\$343			\$332			\$353
Biepak ⁴ Counter Flashing for Deck-Mounted Code ECB Delivery S		\$202		\$202			\$231			\$245

¹VSS only ²Lead time/size availability may vary from base model. ³VSE only. ⁴Adhesive underlayment not included.

Order Code Example

VSS	+	C06	+	2004	+	CS00
product		size		code		blind

UNIT SKYLIGHTS

Curb-Mounted VCS/VCE



Eligible for a Federal Solar Tax Credit*

VCS Solar
"Fresh Air"

VCE Electric
"Fresh Air"

Insect screen included with VCS and VCE skylight



VCS/VCE roof pitch

0° - 60°
0:12 - 20:12

\$400

Add a Solar-Powered Pre-Installed Blind

\$550

Smart Tech Option Pre-Installed Blind and VELUX ACTIVE with NETATMO
See details on facing page.

Room-Darkening, Double-Pleated **Code: CS- Solar**



00 White, 01 Beige, 44 Grey, 45 Grey Melange, 46 Dark Sand

Light-Filtering, Single-Pleated **Code: FS- Solar**



00 White, 01 Classic Sand, 34 Natural, 35 Dark Grey, 36 Jeans Blue

Order code example Code + Color = CS00 2-4 business days for delivery Up to 13 business days for delivery

* For more information visit: veluxusa.com/go-solar

All base models are available to have pre-installed blinds, however, some optional skylight models may not be available. VELUX Customer Service will confirm availability.



SIZE - W" x H"

Description	2222	2234	2246	3030	3046	3434	4622 ¹	4646
Inside Curb	22 ½ x 22 ½	22 ½ x 34 ½	22 ½ x 46 ½	30 ½ x 30 ½	30 ½ x 46 ½	34 ½ x 34 ½	46 ½ x 22 ½	46 ½ x 46 ½
Outside Curb	25 ½ x 25 ½	25 ½ x 37 ½	25 ½ x 49 ½	33 ½ x 33 ½	33 ½ x 49 ½	37 ½ x 37 ½	49 ½ x 25 ½	49 ½ x 49 ½
Maximum Skylight Clearance	26 ⅝ x 26 ⅝	26 ⅝ x 38 ⅝	26 ⅝ x 50 ⅝	34 ⅝ x 34 ⅝	34 ⅝ x 50 ⅝	38 ⅝ x 38 ⅝	50 ⅝ x 26 ⅝	50 ⅝ x 50 ⅝

BASE MODEL - Clean, Quiet & Safe Glass

Description	2222	2234	2246	3030	3046	3434	4622 ¹	4646
Laminated LowE3 Glass Code 2004 Delivery S	\$1,188	\$1,283	\$1,358	\$1,376	\$1,461	\$1,439	\$1,358	\$1,570



Smart Tech Option Make Our Best Skylight Even Better.

Add smart home automation to your skylight when you bundle it with a pre-installed solar blind and VELUX ACTIVE with NETATMO.



\$550 ~~\$695~~ | Save \$145

OPTIONAL MODELS² - Add price to base model; any size. Applies to standard sizes only.

Impact Glass + \$110 <i>VCS only</i> Code 2006 Delivery N	White Laminated Glass + \$40 <i>VCS only</i> Code 2008 Delivery N
---	---

FLASHING - Comes with adhesive underlayment | VELUX flashing required for the No Leak Warranty

Description	2222	2234	2246	3030	3046	3434	4622 ¹	4646
Step 10° - 60° Asphalt Shingles/Wood Shake/Slate 1/2 in. max thickness Code ECL Delivery S		\$95			\$107	\$108		\$112
High Profile 14° - 60° Tile - over 3/4 in. thickness Code ECW Delivery S		\$190			\$228	\$228		\$250

¹ Only available in VCS. ² Not available in VCS 4646 and 4622. Lead time and size availability may vary from base model.

Order Code Example

VCS	+	2246	+	2004	+	CS00
product		size		code		blind

UNIT SKYLIGHTS

Self-Flashed EVMS E-Class



EVMS Solar
"Fresh Air"

Now standard with VELUX Cool Grey Finish

Insect screen included with EVMS skylight
Blinds not available



EVMS Roof Pitch

FEDERAL SOLAR TAX CREDIT

Eligible for a federal solar tax credit on product and installation*

CUSTOM SIZES

1-800-888-3589
Call for pricing

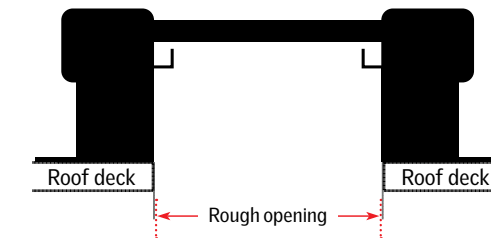
- Ready to install right out of the box shingle/slate/wood roofs up to 3/4 thickness.
- One-piece, impenetrable ultra-seal integrated flashing.
- Requires no sealants.

* For more information visit: veluxusa.com/go-solar



HOW TO ORDER CUSTOM EVMS SKYLIGHTS

We require exact rough opening (RO) dimensions for width and height

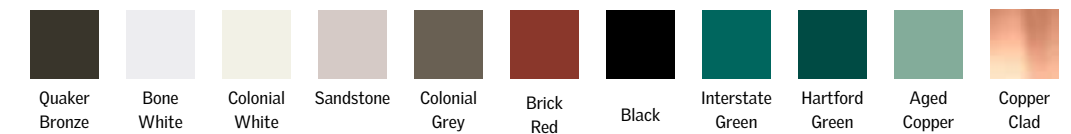


Up to 15 sq ft | Min RO: 22 1/4" W or H | Max RO: 48" W or 54" H | Delivery L

CHOOSE YOUR GLASS

1. Laminated
2. White Laminated

EVMS CUSTOM FINISH COLORS



up to 20 business days

HOW TO PLACE ORDER

1. _____ width
(dimension parallel to ridge)
2. _____ height
3. Call **1-800-888-3589**
(for pricing)

UNIT SKYLIGHTS

Deck-Mounted VS



VS Manual
"Fresh Air"


Insect screen and operating hook included with VS skylight. Operated by ZCT 300 control rod or crank handle ZZZ 201, sold separately.




VS Roof Pitch
14° - 85°
3:12 - 137:12

\$400 Add a Solar-Powered Pre-Installed Blind

Room-Darkening, Double-Pleated **Code: CS- Solar**



Light-Filtering, Single-Pleated **Code: FS- Solar**



Order code example Code + Color = **CS00** 2-4 business days for delivery Up to 13 business days for delivery

All base models are available to have pre-installed blinds, however, some optional skylight models may not be available. VELUX Customer Service will confirm availability.



SIZE - W" x H"

Description	C01	C04	C06	C08	M02	M04	M06	M08	S01	S06
Outside Frame	21 1/2 x 27 3/8	21 1/2 x 38 3/8	21 1/2 x 46 1/4	21 1/2 x 54 15/16	30 3/16 x 30 1/2	30 3/16 x 38 3/8	30 3/16 x 46 1/4	30 3/16 x 54 15/16	44 3/4 x 27 3/8	44 3/4 x 46 1/4
Rough Opening	21 x 26 7/8	21 x 37 7/8	21 x 45 3/4	21 x 54 7/8	30 1/16 x 30	30 1/16 x 37 7/8	30 1/16 x 45 3/4	30 1/16 x 54 7/8	44 1/4 x 26 7/8	44 1/4 x 45 3/4

BASE MODEL - Clean, Quiet & Safe Glass

Description	C01	C04	C06	C08	M02	M04	M06	M08	S01	S06
Laminated LowE3 Glass Code 2004 Delivery S	\$521	\$561	\$594	\$621	\$585	\$613	\$659	\$730	\$663	\$831

OPTIONAL MODELS¹ - Add price to base model; any size. Applies to standard sizes only.

Impact Glass + \$110 Code 2006 Delivery N	Copper Cladding + \$200 Code 2104 Delivery D	Snowload Glass + \$155 Code 2010 Delivery A	Stain Grade Wood Interior + \$50 Code 0004 Delivery D
--	---	--	--

FLASHING - Comes with adhesive underlayment | VELUX flashing required for the No Leak Warranty.

Description	C01	C04	C06	C08	M02	M04	M06	M08	S01	S06
Step Asphalt Shingles/Wood Shake/Slate 1/2 in. max thickness Code EDL Delivery S		\$97		\$122			\$105			\$116
Copper Step Asphalt Shingles/Wood Shakes/Slate 1/2 in. max thickness Code EDL COPPER Delivery D		\$205		\$215			\$236			\$257
High Profile Tile - over 3/4 in. thickness Code EDW Delivery S		\$190		\$201			\$201			\$239
Metal Roof Code EDM Delivery S		\$310		\$343			\$332			\$353
Biopack² Counter Flashing for Deck-Mounted Code ECB Delivery S		\$202		\$202			\$231			\$245



Add a pre-installed solar blind to any VS model for \$400 and homeowners are eligible for a Federal Solar Tax Credit on product and installation.³



Add a pre-installed solar blind
Harness the power of the sun and control the amount of daylight entering through the skylight.



Receive VELUX App Control system, Gateway + App. Control your VELUX blinds anytime, anywhere with your smartphone or smart home device.

¹Lead time/size availability may vary from base model. ²Adhesive underlayment not included. ³Visit veluxusa.com/go-solar.

Order Code Example

VS product	+	C06 size	+	2004 code	+	CS00 blind
----------------------	---	--------------------	---	---------------------	---	----------------------

UNIT SKYLIGHTS

Curb-Mounted VCM



VCM Manual
"Fresh Air"

Insect screen and operating hook included with VCM skylight. Operated by ZCT 300 control rod or crank handle ZZZ 212, sold separately.




0° - 60°
0:12 - 20:12


VCM Roof Pitch

\$400 Add a Solar-Powered Pre-Installed Blind

Room-Darkening, Double-Pleated **Code: CS- Solar**



Light-Filtering, Single-Pleated **Code: FS- Solar**



Order code example 2-4 business days for delivery Up to 13 business days for delivery
Code + Color = **CS00**

* For more information visit: veluxusa.com/go-solar

All base models are available to have pre-installed blinds, however, some optional skylight models may not be available. VELUX Customer Service will confirm availability.



SIZE - W" x H"

Description	2222	2234	2246	3030	3046	3434	4646
Inside Curb	22 1/2 x 22 1/2	22 1/2 x 34 1/2	22 1/2 x 46 1/2	30 1/2 x 30 1/2	30 1/2 x 46 1/2	34 1/2 x 34 1/2	46 1/2 x 46 1/2
Outside Curb	25 1/2 x 25 1/2	25 1/2 x 37 1/2	25 1/2 x 49 1/2	33 1/2 x 33 1/2	33 1/2 x 49 1/2	37 1/2 x 37 1/2	49 1/2 x 49 1/2
Max Skylight Clearance	26 5/8 x 26 5/8	26 5/8 x 38 5/8	26 5/8 x 50 5/8	34 5/8 x 34 5/8	34 5/8 x 50 5/8	38 5/8 x 38 5/8	50 5/8 x 50 5/8

BASE MODEL - Clean, Quiet & Safe Glass

Description	2222	2234	2246	3030	3046	3434	4646
Laminated LowE3 Glass Code 2004 Delivery S	\$501	\$580	\$629	\$675	\$856	\$771	\$984

OPTIONAL MODELS¹ - Add price to base model; any size. Applies to standard sizes only.

Impact Glass + \$110 Code 2006 Delivery N	White Laminated Glass + \$40 2222, 2246, 4646 only Call for additional sizes Code 2008 Delivery N Delivery A for 2222, 2246, 4646
---	--

IN-REACH APPLICATION MODEL - Tempered Glass

Description	2222	2234	2246	3030	3046	3434	4646
Tempered LowE3 Glass Code 2005 Delivery T	\$465	\$536	\$576	\$617	\$779	\$708	\$914

FLASHING - Comes with adhesive underlayment | VELUX flashing required for the No Leak Warranty

Description	2222	2234	2246	3030	3046	3434	4646
Step - 10° - 60° Asphalt Shingles/Wood Shake/Slate 1/2 in. max thickness Code ECL Delivery S		\$95		\$107		\$108	\$112
High Profile 14° - 60° Tile - over 3/4 in. thickness Code ECW Delivery S		\$190		\$228		\$228	\$250



Add a pre-installed solar blind to any VCM model for \$400 and homeowners are eligible for a Federal Solar Tax Credit on product and installation.²



Add a pre-installed solar blind
Harness the power of the sun and control the amount of daylight entering through the skylight.



Receive VELUX App Control system, Gateway + App. Control your VELUX blinds anytime, anywhere with your smartphone or smart home device.

¹Lead time/size availability may vary from base model. ² Visit veluxusa.com/go-solar.

Order Code Example

VCM product	+	2246 size	+	2004 code	+	CS00 blind
-------------	---	-----------	---	-----------	---	------------

UNIT SKYLIGHTS

Self-Flashed EV E-Class



EV Manual
"Fresh Air"

Now standard with VELUX Cool Grey Finish

Insect screen and operating hook included with EV skylight. Operated by ZCT 300 control rod or crank handle ZZZ 201, sold separately. Blinds not available.



14° - 85°
3:12 - 137:12 EV Roof Pitch

CUSTOM SIZES 1-800-888-3589
Call for pricing

- Ready to install right out of the box on shingle/slate/wood roofs up to 3/4 thickness.
- One-piece, impenetrable ultra-seal integrated flashing.
- No sealants required.



SIZE - W" x H"

Description	2222	2230	2238	2246	2254	3030	3046	3054	4646
Rough Opening	22 1/2 x 22 1/2	22 1/2 x 30 1/2	22 1/2 x 38 1/2	22 1/2 x 46 1/2	22 1/2 x 54 1/2	30 1/2 x 30 1/2	30 1/2 x 46 1/2	30 1/2 x 54 1/2	46 1/2 x 46 1/2

BASE MODEL - Clean, Quiet & Safe Glass

Description	2222	2230	2238	2246	2254	3030	3046	3054	4646
Laminated LowE3 Code 2004 Delivery T	\$636	\$680	\$701R	\$754	\$879	\$760	\$857	\$998	\$1,020

OPTIONAL MODELS¹ - Add price to base model; any size

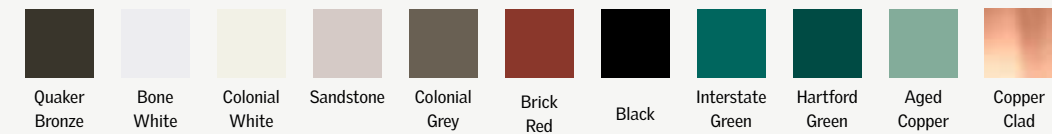
White Laminated Glass
+ \$40 standard on 2222, 2246, 4646
Code 2008 | Delivery N

¹Lead time/size availability may vary from base model. Additional models do not apply to custom sizes.

HOW TO ORDER CUSTOM EV SKYLIGHTS

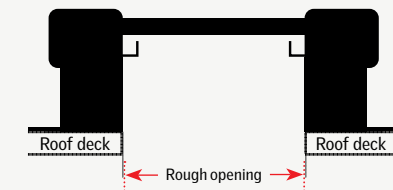
We require exact rough opening (RO) dimensions for width and height
Up to 15 sq ft | Min RO: 22 1/4" W or H | Max RO: 48" W or 54" H

EV CUSTOM FINISH COLORS



up to 30 business days est.

1. _____ width *dimension parallel to ridge*
2. _____ height
3. Call **1-800-888-3589** for pricing and lead time



UNIT SKYLIGHTS

Deck-Mounted FS



FS Fixed



14° - 85°
3:12 - 137:12


FS Roof Pitch

\$400

Add a Solar-Powered Pre-Installed Blind


Room-Darkening, Double-Pleated

Code: **CS- Solar**



Light-Filtering, Single-Pleated

Code: **FS- Solar**



Order code example
Code + Color = **CS00** 2-4 business days for delivery Up to 13 business days for delivery

All base models are available to have pre-installed blinds, however, some optional skylight models may not be available. VELUX Customer Service will confirm availability.



SIZE - W" x H"

Description	A06	C01	C04	C06	C08	C12 ¹	D26	D06	M02	M04	M06	M08	S01	S06
Outside Frame	15 1/4 x 46 1/4	21 1/2 x 27 3/8	21 1/2 x 38 3/8	21 1/2 x 46 1/4	21 1/2 x 54 15/16	21 1/2 x 70 3/4	23 3/4 x 23 7/16	23 3/4 x 46 1/4	30 3/16 x 30 1/2	30 3/16 x 38 3/8	30 3/16 x 46 1/4	30 3/16 x 54 15/16	44 3/4 x 27 3/8	44 1/4 x 46 1/4
Rough Opening	14 1/2 x 45 3/4	21 x 26 7/8	21 x 37 7/8	21 x 45 3/4	21 x 54 1/16	21 x 70 1/4	22 1/2 x 22 15/16	22 1/2 x 45 3/4	30 1/16 x 30	30 1/16 x 37 7/8	30 1/16 x 45 3/4	30 1/16 x 54 1/16	44 1/4 x 26 7/8	44 1/4 x 45 3/4

BASE MODEL - Clean, Quiet & Safe Glass

Description	A06	C01	C04	C06	C08	C12 ¹	D26	D06	M02	M04	M06	M08	S01	S06
Laminated LowE3 Glass Code 2004 Delivery S	\$292	\$259	\$299	\$332	\$359	\$460	\$281	\$342	\$323	\$351	\$397	\$434	\$401	\$506

OPTIONAL MODELS² - Add price to base model; any size. Applies to standard sizes only.

Impact Glass + \$110 <i>excluding C12</i> Code 2006 Delivery S except for A06, C01, C08, M02, S01	Copper Cladding + \$200 Code 2104 Delivery D	Snowload Glass + \$155 <i>excludes C12, D26, D06</i> Code 2010 Delivery A	Stain Grade Wood Interior + \$50 Code 0004 Delivery D
--	--	---	---

FLASHING - Comes with adhesive underlayment | VELUX flashing required for the No Leak Warranty

Description	A06	C01	C04	C06	C08	C12	D26	D06	M02	M04	M06	M08	S01	S06
Step Asphalt Shingles/Wood Shake/Slate 1/2 in. max thickness Code EDL Delivery S	\$91	\$97			\$122		\$102			\$105				\$116
Copper Step Asphalt Shingles/Wood Shakes/Slate 1/2 in. max thickness Code EDL COPPER Delivery D	\$194	\$205			\$215		\$216			\$236				\$257
High Profile Tile - over 3/4 in. thickness Code EDW Delivery S	N/A	\$190			\$201		\$212			\$201				\$239
Metal Roof Code EDM Delivery S	\$283	\$310			\$343		\$321			\$332				\$353
Biepack ³ Counter Flashing for Deck-Mounted Code ECB Delivery S	N/A	\$202			\$202		N/A			\$231				\$250



Add a pre-installed solar blind to any FS model for \$400 and homeowners are eligible for a Federal Solar Tax Credit on product and installation.⁴



Add a pre-installed solar blind
Harness the power of the sun and control
the amount of daylight entering through
the skylight.



Receive VELUX App Control system,
Gateway + App. Control your VELUX blinds
anytime, anywhere with your smartphone or
smart home device.

¹ Factory installed blinds not available ² Lead time/size availability may vary from base model. ³ Adhesive underlayment not included. ⁴ Visit veluxusa.com/go-solar.

Order Code Example

FS	+	C06	+	2004	+	CS00
product		size		code		blind

UNIT SKYLIGHTS

Curb-Mounted FCM



FCM Fixed

Blinds not available on 1430, 1446, 3055, 4672




FCM Roof Pitch


0° - 60°
0:12 - 20:12

\$440 Add a Solar-Powered Pre-Installed Blind

Room-Darkening, Double-Pleated **Code: CS- Solar**



Light-Filtering, Single-Pleated **Code: FS- Solar**



Order code example Code + Color = **CS00** 2-4 business days for delivery Up to 13 business days for delivery

All base models are available to have pre-installed blinds, however, some optional skylight models may not be available. VELUX Customer Service will confirm availability.



SIZE - W" x H"

Description	1430	1446	2222	2230	2234	2246	2270	3030	3046	3055	3434	3446	4646	4672
Inside Curb	14 1/2 x 30 1/2	14 1/2 x 46 1/2	22 1/2 x 22 1/2	22 1/2 x 30 1/2	22 1/2 x 34 1/2	22 1/2 x 46 1/2	22 1/2 x 70 1/2	30 1/2 x 30 1/2	30 1/2 x 46 1/2	30 1/2 x 55 1/2	34 1/2 x 34 1/2	34 1/2 x 46 1/2	46 1/2 x 46 1/2	46 1/2 x 72 1/2
Outside Curb	17 1/2 x 33 1/2	17 1/2 x 49 1/2	25 1/2 x 25 1/2	25 1/2 x 33 1/2	25 1/2 x 37 1/2	25 1/2 x 49 1/2	25 1/2 x 73 1/2	33 1/2 x 33 1/2	33 1/2 x 49 1/2	33 1/2 x 58 1/2	37 1/2 x 37 1/2	37 1/2 x 49 1/2	49 1/2 x 49 1/2	49 1/2 x 75 1/2
Maximum Skylight Clearance	18 5/8 x 34 5/8	18 5/8 x 50 5/8	26 5/8 x 26 5/8	26 5/8 x 34 5/8	26 5/8 x 38 5/8	26 5/8 x 50 5/8	26 5/8 x 74 5/8	34 5/8 x 34 5/8	34 5/8 x 50 5/8	34 5/8 x 59 5/8	38 5/8 x 38 5/8	38 5/8 x 50 5/8	50 5/8 x 50 5/8	50 5/8 x 76 5/8

NEW SIZE

BASE MODEL - Clean, Quiet & Safe Glass

Description	1430	1446	2222	2230	2234	2246	2270	3030	3046	3055	3434	3446	4646	4672
Laminated LowE3 Code 0004 Delivery S	\$241/T	\$265	\$194	\$226	\$241	\$255	\$427	\$274	\$365	\$404	\$340	\$383	\$400	\$679

OPTIONAL MODELS¹ - Add price to base model; any size. Applies to standard sizes only.

Impact Glass	White Laminated Glass	Triple Pane Glass
+\$110 <i>not available on 2270, 3055, 4672</i>	+\$40 <i>For 1430, 1446, 2230, 3055, 3446, 4672 call for pricing</i>	+\$210 <i>2222, 2246, 4646 only call for pricing</i>
Code 0006 Delivery N	Code 0008 Delivery R	Code 0029 Delivery R

IN-REACH APPLICATION - Tempered Glass

Description	1430	1446	2222	2230	2234	2246	2270	3030	3046	3055	3434	3446	4646	4672
Tempered LowE3 Code 0005 Delivery S	\$158	\$182	\$155	\$187	\$202	\$216	\$388	\$231	\$322	N/A	\$291	N/A	\$356	N/A

FLASHING - Comes with adhesive underlayment | VELUX flashing required for the No Leak Warranty

Description	1430	1446	2222	2230	2234	2246	2270	3030	3046	ECL 3055 S0000C	3434	3446	4646	ECL 4672 S0000C
Step 10° - 60° Asphalt Shingles/Wood Shake/Slate 1/2 in. max thickness Code ECL Delivery S	\$95				\$95			\$107		\$174*	\$108		\$112	\$179*
High Profile 14° - 60° Tile - over 3/4 in. thickness Code ECW Delivery S	\$179				\$190			\$228		N/A	\$228		\$250	N/A

*Includes extra step flashing and adhesive underlayment.



Add a pre-installed solar blind to any FCM model and homeowners are eligible for Federal Solar Tax Credit² on product and installation.



Add a pre-installed solar blind Harness the power of the sun and control the amount of daylight entering through the skylight.



Receive VELUX App Control system, Gateway + App. Control your VELUX blinds anytime, anywhere with your smartphone or smart home device.

¹Lead time/size availability may vary from base model. ²Visit veluxusa.com/go-solar.

Order Code Example

FCM	+	2246	+	2004	+	CS00
product		size		code		blind

UNIT SKYLIGHTS

Curb-Mounted Custom Size FCM



FCM Fixed

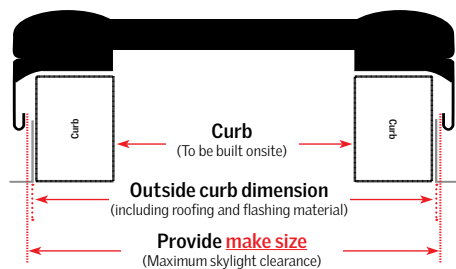
Flashings and blinds not available on custom FCM sizes.



0° - 60°
0:12 - 20:12

FCM Roof Pitch

Custom Size FCM



- We require maximum skylight clearance dimensions in 1/4" increments (0, 1/4, 1/2, 3/4) for width and height.
- Custom size flashing kits and blinds are not available
- Some specialty glass options require longer lead times

Call for pricing and availability

Length	Width
18 3/4 x 72	72 1/4 to 76 1/2
18 3/4 to 50 3/4	18 3/4 to 50 3/4
8-14 days	20 days or less



New Stocked Custom Sizes

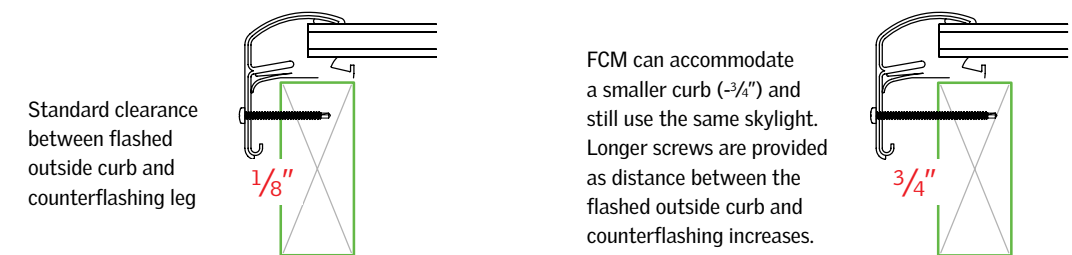
SIZE-W" x H"										
Description	190365	190435	210455	225225	225470	245245	245470	245490	260540	280525
Flashed Outside Curb Width Range	22-23 1/2	22-23 1/2	24-25 1/2	25 1/2-27	25 1/2-27	27 1/2-29	27 1/2-29	27 1/2-29	29-30 1/2	31-32 1/2
Flashed Outside Curb Height Range	39 1/2-41	46 1/2-48	48 1/2-50	25 1/2-27	50-51 1/2	27 1/2-29	50-51 1/2	52-53 1/2	57-58 1/2	55 1/2-57
Maximum Skylight Clearance (W" or H")	23 3/8 x 41 1/8	23 3/8 x 48 3/8	25 3/8 x 50 3/8	27 1/8 x 27 1/8	27 1/8 x 51 1/8	29 1/8 x 29 1/8	29 1/8 x 51 1/8	29 1/8 x 53 1/8	30 3/8 x 58 3/8	32 3/8 x 57 1/8

Description	190365	190435	210455	225225	225470	245245	245470	245490	260540	280525
Laminated LowE3 Code 0004D Delivery C	\$457	\$501	\$537	\$366	\$537	\$366	\$537	\$537	\$573	\$649

SIZE-W" x H"										
Description	315315	315470	315700	315715	365365	385385	385450	420435	460470	460700
Flashed Outside Curb Width Range	34 1/2-36	34 1/2-36	34 1/2-36	34 1/2-36	39 1/2-41	41 1/2-43	41 1/2-43	45-46 1/2	49-50 1/2	49-50 1/2
Flashed Outside Curb Height Range	34 1/2-36	50-51 1/2	73-74 1/2	74 1/2-76	39 1/2-41	41 1/2-43	57-58 1/2	46 1/2-48	50-51 1/2	73-74 1/2
Maximum Skylight Clearance (W" or H")	36 1/8 x 36 1/8	36 1/8 x 51 3/8	36 1/8 x 74 3/8	36 1/8 x 76 3/8	41 1/8 x 41 1/8	43 1/8 x 43 1/8	43 1/8 x 58 3/8	46 3/8 x 48 3/8	50 3/8 x 51 3/8	50 3/8 x 74 3/8

Description	315315	315470	315700	315715	365365	385385	385540	420435	460470	460700
Laminated LowE3 Code 0004D Delivery C	\$476	\$605	\$676	\$765	\$565	\$586	\$691	\$669	\$726	\$897

Flashed outside curb range



Standard clearance between flashed outside curb and counterflashing leg

FCM can accommodate a smaller curb (3/4") and still use the same skylight. Longer screws are provided as distance between the flashed outside curb and counterflashing increases.

UNIT SKYLIGHTS

Self-Flashed QPF




QPF Fixed




10° - 60°
2:12 - 20:12 QPF Roof Pitch

\$400 Add a Solar-Powered Pre-Installed Blind

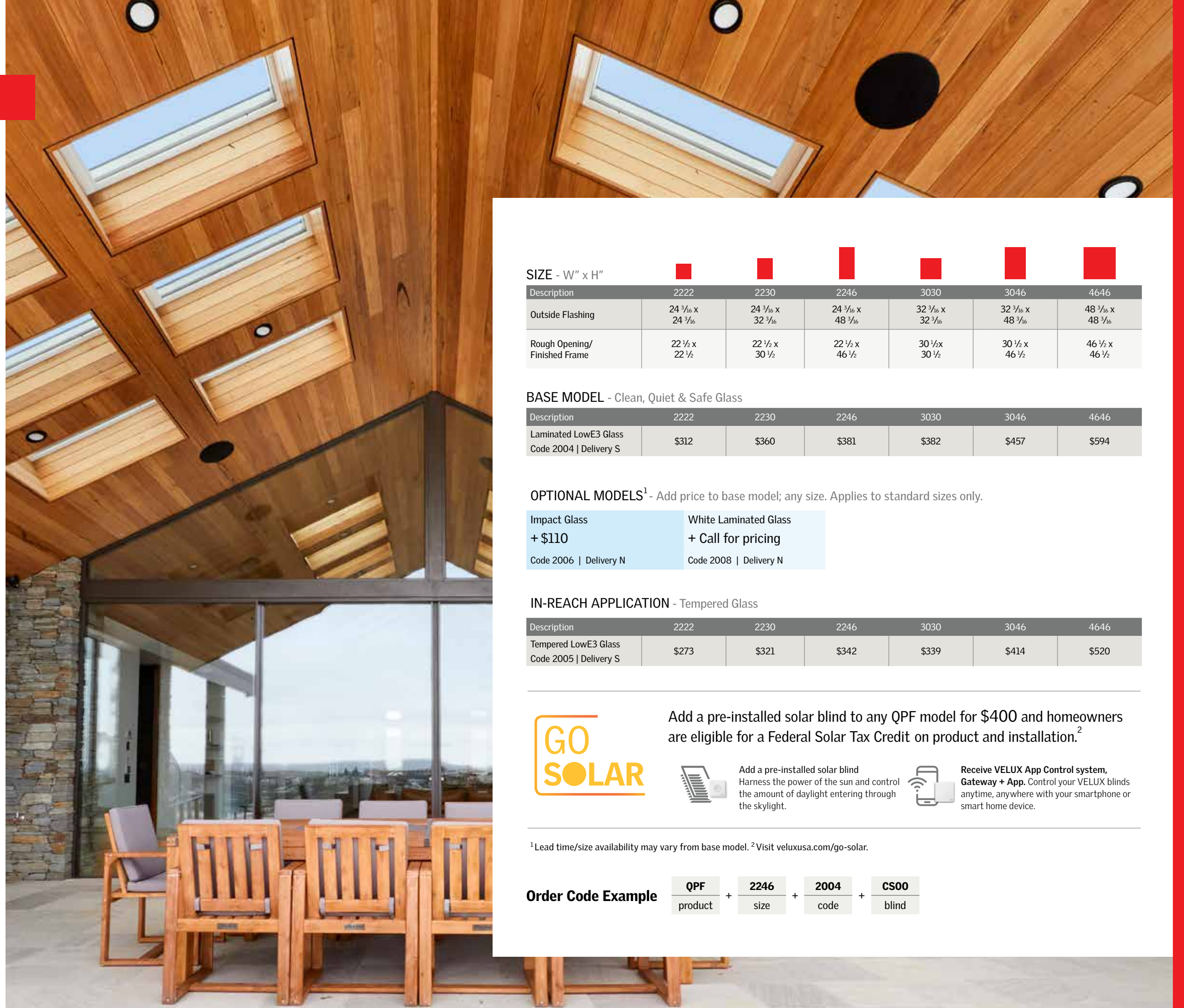
Room-Darkening, Double-Pleated **Code: CS- Solar**



Light-Filtering, Single-Pleated **Code: FS- Solar**



Order code example Code + Color = **CS00** 2-4 business days for delivery Up to 13 business days for delivery



SIZE - W" x H"

Description	2222	2230	2246	3030	3046	4646
Outside Flashing	24 3/16 x 24 3/16	24 3/16 x 32 3/16	24 3/16 x 48 3/16	32 3/16 x 32 3/16	32 3/16 x 48 3/16	48 3/16 x 48 3/16
Rough Opening/ Finished Frame	22 1/2 x 22 1/2	22 1/2 x 30 1/2	22 1/2 x 46 1/2	30 1/2 x 30 1/2	30 1/2 x 46 1/2	46 1/2 x 46 1/2

BASE MODEL - Clean, Quiet & Safe Glass

Description	2222	2230	2246	3030	3046	4646
Laminated LowE3 Glass Code 2004 Delivery S	\$312	\$360	\$381	\$382	\$457	\$594

OPTIONAL MODELS¹ - Add price to base model; any size. Applies to standard sizes only.

Impact Glass + \$110 Code 2006 Delivery N	White Laminated Glass + Call for pricing Code 2008 Delivery N
---	---

IN-REACH APPLICATION - Tempered Glass

Description	2222	2230	2246	3030	3046	4646
Tempered LowE3 Glass Code 2005 Delivery S	\$273	\$321	\$342	\$339	\$414	\$520



Add a pre-installed solar blind to any QPF model for \$400 and homeowners are eligible for a Federal Solar Tax Credit on product and installation.²



Add a pre-installed solar blind. Harness the power of the sun and control the amount of daylight entering through the skylight.



Receive VELUX App Control system, Gateway + App. Control your VELUX blinds anytime, anywhere with your smartphone or smart home device.

¹Lead time/size availability may vary from base model. ²Visit veluxusa.com/go-solar.

Order Code Example

QPF	+	2246	+	2004	+	CS00
product		size		code		blind

UNIT SKYLIGHTS

Self-Flashed EF E-Class



EF Fixed

Now standard with VELUX Cool Grey Finish


Factory installed blinds for EF skylights include accessory tray
Blinds not available on 2238, 2254, 3054




14° - 85°
3:12 - 137:12 EF Roof Pitch

\$440 Add a Solar-Powered Pre-Installed Blind

Room-Darkening, Double-Pleated **Code: CS- Solar**



Light-Filtering, Single-Pleated **Code: FS- Solar**



Order code example Code + Color = **CS00** 2-4 business days for delivery Up to 13 business days for delivery

All base models are available to have pre-installed blinds, however, some optional skylight models may not be available. VELUX Customer Service will confirm availability.



SIZE - W" x H"

Description	2222	2230	2238	2246	2254	3030	3046	3054	4646
Rough Opening	22 1/2 x 22 1/2	22 1/2 x 30 1/2	22 1/2 x 38 1/2	22 1/2 x 46 1/2	22 1/2 x 54 1/2	30 1/2 x 30 1/2	30 1/2 x 46 1/2	30 1/2 x 54 1/2	46 1/2 x 46 1/2

BASE MODEL - Clean, Quiet & Safe Glass

Description	2222	2230	2238	2246	2254	3030	3046	3054	4646
Laminated LowE3 Code 2004 Delivery T S for east coast	\$370	\$376	\$425N	\$460	\$538N	\$460	\$552	\$644N	\$695

OPTIONAL MODELS¹ - Add price to base model; any size. Applies to standard sizes only.

Impact Glass + \$110 Code 2006 Delivery N	White Laminated Glass + \$40 Code 2008 Delivery N
---	---



Add a pre-installed solar blind to any EF model and homeowners are eligible for a Federal Solar Tax Credit on product and installation.²



Add a pre-installed solar blind
Harness the power of the sun and control the amount of daylight entering through the skylight.



Receive VELUX App Control system, Gateway + App. Control your VELUX blinds anytime, anywhere with your smartphone or smart home device.

¹Lead time/size availability may vary from base model. ²Visit veluxusa.com/go-solar.

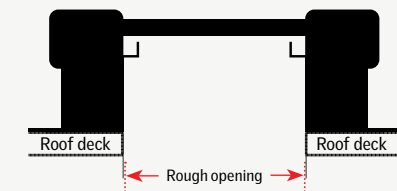
Order Code Example

EF	+	2246	+	2004	+	CS00
product		size		code		blind

HOW TO ORDER CUSTOM EF SKYLIGHTS

We require exact rough opening (RO) dimensions for width and height
Up to 23 sq ft | Min RO: 14 1/2" W or H | Max RO: 72" W or H

- _____ width *dimension parallel to ridge*
- _____ height
- Call **1-800-888-3589** for pricing



UNIT SKYLIGHTS

Curb-Mounted GSM SkyMax



GSM Fixed

Now standard with VELUX Cool Grey Finish



1° - 60°
¼:12 - 137:12

GSM Roof Pitch

CUSTOM SIZES
up to 32 sq ft

1-800-888-3589
Call for pricing

- Sizes are based upon the outside curb dimension (OCD).
- For use with site-built curb and flashing minimum 3 ½" Curb.
- Available custom finish colors and copper cladding.



SIZE - W" x H"

Description	4896	5199
Inside Curb Dimension	45 x 93	48 x 96
Outside Curb Dimension	48 x 96	51 x 99
Max Skylight Clearance	49 ¼ x 97 ¼	52 ¼ x 100 ¼

BASE MODEL - Clean, Quiet & Safe Glass

Price/Delivery	4896	5199
Solarban 70XL Clear Code 0090	\$2,195/B	\$2,250/R

NEW STOCK SIZES

OPTIONAL MODELS¹ - Other glass options available as custom.

¹Lead time/size availability may vary from base model. Additional models do not apply to custom sizes.


Order Code Example

GSM	+	4896	+	0090
product		size		code

HOW TO ORDER CUSTOM GSM SKYMAX SKYLIGHTS

We require exact outside curb dimensions (OCD) for width and height
Up to 32 sq ft | Min OCD: 17 ½" W or H | Max OCD: 120" W or H

SKYMAX CUSTOM FINISH COLORS



up to 30 business days est.

1. _____ width *dimension parallel to ridge*
2. _____ height
3. Call **1-800-888-3589** for pricing

SUN TUNNEL® SKYLIGHTS

Rigid/Flex



TGR

Rigid One-piece Low-profile Metal Flashing



TGF

Flexible One-piece Low-profile Metal Flashing



TMR

Rigid Pitched One-piece Metal Flashing



TMF

Flexible Pitched One-piece Metal Flashing



TLR

Rigid Low-profile Flat Glass



TCR

Rigid Curb Metal Flashing



**TGR, TMR,
TSR, TGF,
TMF, TLR**



TCR



10" Sun Tunnel®

Description	TGR 010	TSR 010	TMR 010
Tunnel length with kit Rigid kits include 2 elbows & 24" extension	48"	48"	48"
Tunnel type	Rigid	Rigid	Rigid
Maximum recommended installation length	20'	20'	20'
Dome/Flashing	TGR 010	TSR 010	TMR 010
Acrylic Dome Shingle/shake roof Code 0000 Delivery S	\$262	N/A	\$262
Impact Dome Shingle/shake roof Code 1000 Delivery T	\$282	N/A	\$282
Acrylic Dome Plastic and metal flashing - shingle/shake roof Code 0000 Delivery S	N/A	\$192	N/A



14" Sun Tunnel®

Description	TGR 014	TMR 014	TLR 014	TCR 014	TMF 014	TGF 014
Tunnel length with kit Rigid kits include 2 elbows & 24" extension	48"	48"	48"	48"	8'	8'
Tunnel type	Rigid	Rigid	Rigid	Rigid	Flexible	Flexible
Maximum recommended installation length	30'	30'	30'	30'	8'	8'
Dome/Flashing	TGR 014	TMR 014	TLR 014	TCR 014	TMF 014	TGF 014
Flat Glass Shingle/shake roof Code 2000 Delivery S	N/A	N/A	\$517	N/A	N/A	N/A
Acrylic Dome Shingle/shake roof Code 0000 Delivery S	\$367	\$367	N/A	\$417	\$333	\$334
Impact Dome Shingle/shake roof Code 1000 Delivery T	\$387	\$387	N/A	\$437	\$353	\$354



22" Sun Tunnel®*

Description	TGF 022	TGR 022
Tunnel length with kit Rigid kits include 2 elbows & 24" extension Subtract approximately 6" for flashing	8'	48"
Tunnel type	Flexible	Rigid
Maximum recommended installation length	12'	40'
Dome/Flashing	TGF 022	TGR 022
Acrylic Dome Shingle Code 0000 Delivery S	\$448	N/A
Impact Dome Shingle Code 1000 Delivery T	\$477	N/A
Acrylic Dome Shingle - ships in multiple boxes Code S0000 Delivery F	N/A	\$659



Save Big*

Add a Solar Night Light to the purchase of a rigid Sun Tunnel® and your homeowners become eligible for a Federal Solar Tax Credit on the entire purchase, including installation!

Order Code	TMR	010	0000	SL
Example	Product	size	code	light

*For more information visit: veluxusa.com/go-solar
Only available for Rigid Residential Sun Tunnel®

SUN TUNNEL® SKYLIGHTS

Wildfire Glass



TZR/TZRL
Wildfire Glass Curb-Mount



TZRQ
Wildfire Glass Pan-Flashed



0° - 60°
0:12 - 20:12°

TZR



10° - 60°
2:12 - 20:12°

TZRQ
TZRL



14" Sun Tunnel®

Description	TZR 014	TZRL 014	TZRQ 014
Tunnel length with kit Rigid kits include 2 elbows & 24" extension	64"	64"	52"
Tunnel type	Rigid	Rigid	Rigid
Maximum recommended installation length	30'	30'	30'
Flashing	Not included	Step-flashing Included	Pan-flashed
Model	TZR 014	TZRL 014	TZRQ 014
Wildfire Glass Shingle/tile (TZR, TZRL), shingle (TZRQ) Code 2A00 Delivery F	\$442	\$492	\$442
ECW Curb Mounted Flashing - Tile Delivery F	\$155	N/A	N/A



FLAT ROOF SKYLIGHTS

Curb-Mounted CG2



CG2 Acrylic Double Dome



0° - 60°
0:12 - 20:12

CG2 Roof Pitch

CUSTOM SIZES

1-888-878-3589
Call for pricing

- Neutral gray exterior color.
- Encapsulated inner frame is 100% thermally broken.



SIZE - W" x H"

Description (previous size)	225225 (2525)	225465 (2549)	305305 (3333)	345345 (3737)	465465 (4949)
Outside Curb	25 1/2 x 25 1/2	25 1/2 x 49 1/2	33 1/2 x 33 1/2	37 1/2 x 37 1/2	49 1/2 x 49 1/2
Maximum Skylight Clearance	26 11/16 x 26 11/16	26 11/16 x 50 11/16	34 11/16 x 34 11/16	38 11/16 x 38 11/16	50 11/16 x 50 11/16
Glazings	Code	\$/Delivery	\$/Delivery	\$/Delivery	\$/Delivery
Clear over clear	0A1A1S	\$254/S	\$337/S	\$370/S	\$427/S
Clear over white	0A1A2M	\$260/R	\$359/R	\$376/R	\$601/R

Bronze over clear glazing is also available. Please contact Customer Service for pricing.

FLAT ROOF SKYLIGHTS


Curb-Mounted CFP/CXP



CFP Fixed Base with CurveTech Protective Top Cover



CFP Fixed Base with Polycarbonate Protective Top Cover



CXP Hatch with Polycarbonate Protective Cover



CFP/CXP Roof Pitch



SIZE CFP - W" x H"

Description	060060	060090	080080	090120	120120	150150
Rough Opening	23 5/8 x 23 5/8	23 3/8 x 35 7/16	31 1/2 x 31 1/2	35 7/16 x 47 1/4	47 1/4 x 47 1/4	59 x 59
Exterior Frame	30 11/16 x 30 11/16	30 11/16 x 42 1/2	38 7/16 x 38 7/16	42 1/2 x 54 3/16	54 3/16 x 54 3/16	66 1/8 x 66 1/8

CFP Fixed Base Unit *ISD Top cover required*

Fixed CFP	060060	060090	080080	090120	120120	150150
Code 0073QV Delivery G	\$241	\$288	\$304	\$391	\$441	\$620



- Laminated thermal pane for added safety, sound control, and thermal protection
- Insulated PVC frame

ISD Top Cover *choose curved glass or polycarbonate*

Curved Glass ISD	060060	060090	080080	090120	120120	150150
Code 1093 Delivery G	\$407	\$433	\$449	\$577	\$628	N/A




- CurveTech glass lets rainwater easily roll off for a clean look while preventing leaks
- Tempered glass is virtually scratch-proof, providing a durable layer of protection
- Unique curved glass with a modern and innovative design

Polycarbonate ISD	060060	060090	080080	090120	120120	150150
Code 0010 Delivery G	\$138	\$164	\$180	\$308	\$359	\$462



- Durable, impact-resistant polycarbonate
- Edge-to-edge counter flashing leak protection
- Rain rolls off easily for a clean look

CXP Hatch With Polycarbonate Top Cover *both required*



Hatch CXP with Polycarbonate ISD 0010

- Insulated PVC frame
- Laminated thermal pane for added safety, sound control, and thermal protection
- Opens manually up to 60° for roof access

SIZE CXP - W" x H"

Description	090120	100100	120120
Rough Opening	35 7/16 x 47 1/4	39 3/8 x 39 3/8	47 1/4 x 47 1/4
Exterior Frame	42 1/2 x 54 3/16	46 7/16 x 46 7/16	54 3/16 x 54 3/16
Top cover	090120	100100	120120
Polycarbonate ISD			
Code 0010 Delivery G	\$308	\$277	\$359
Base unit (Required)	090120	100100	120120
Hatch CXP			
Code 0473Q Delivery G	\$1,025	\$980	\$1,115

Note: Must order both base unit and top cover to make a complete skylight unit. Base and cover will ship and invoice separately.

SKYLIGHT FLASHING

Deck-Mounted Combi-Flashing™



EKL

low-profile roofing material
shingles/shakes

EKW


high-profile roofing material
tile/corrugated metal











14° - 85°
3:12 - 137:12

EKL/EKW Roof Pitch

- Combi-Flashing™ allows for large installations of multiple skylights.
- Must specify vertical gutter spacing when ordering. May be from 2.5" to 12" in 1/2" increments Combi-Flashings™ with gutters 4.5" or wider have additional charges.
- Only the 2.5", 3", 3.5" and 4" gutters are stocked; all other widths are special order and carry a 15-day production time.
- EKW 4" gutter side by side configuration only, 1x combinations 4" gutter only.
- Gutter sizes listed are frame to frame - RO to RO will be 1/2" larger, ex. 3" listed gutter = 3.5" RO to RO.



SIZE

Description	C01	C04	C06	C08	C12	M02	M04	M06	M08	S01	S06	
1 by 2 Flashing Configuration												
 EKL Low-Profile Delivery T	\$280	\$280	\$280	\$305	\$305	\$304	\$304	\$304	\$304	\$344	\$344	
1 by 3 Flashing Configuration												
 EKL Low-Profile Delivery T	\$463	\$463	\$463	\$488	\$488	\$503	\$503	\$503	\$503	\$572	\$572	
2 by 1 Flashing Configuration												
	EKL Low-Profile Delivery T	\$287	\$287	\$287	\$345	\$345	\$307	\$307	\$307	\$307	\$343	\$343
	EKW High-Profile Delivery T	Call	Call	Call	N/A	N/A	Call	Call	Call	Call	Call	Call
2 by 2 Flashing Configuration												
 EKL Low-Profile Delivery T	\$680	\$680	\$680	\$738	\$738	\$730	\$730	\$730	\$730	\$820	\$820	
2 by 3 Flashing Configuration												
 EKL Low-Profile Delivery T	\$1073	\$1073	\$1073	\$1,131	\$1,131	\$1,153	\$1,153	\$1,153	\$1,153	\$1,297	\$1,297	
3 by 1 Flashing Configuration												
	EKL Low-Profile Delivery T	\$444	\$444	\$444	\$502	\$502	\$472	\$472	\$472	\$472	\$524	\$524
	EKW High-Profile Delivery T	Call	Call	Call	N/A	N/A	Call	Call	Call	Call	Call	Call
3 by 2 Flashing Configuration												
 EKL Low-Profile Delivery T	\$1,022	\$1,022	\$1,022	\$1,080	\$1,080	\$1,091	\$1,091	\$1,091	\$1,091	\$1,217	\$1,217	
4 by 1 Flashing Configuration												
	EKL Low-Profile Delivery T	\$601	\$601	\$601	\$921	\$921	\$637	\$637	\$637	\$637	\$705	\$705
	EKW High-Profile Delivery T	Call	Call	Call	N/A	N/A	Call	Call	Call	Call	Call	Call

Many other combinations can be made beyond what is listed in the pricing chart. Call customer service for more combi-flashing™ options and pricing. Measurement must be taken from rough opening to rough opening.

Large orders may require longer lead times. Combi-flashings™ are not available for models FCM, VCM, VCE, QPF, or VCS. VSS only available in side-by-side applications.

SKYLIGHT ACCESSORIES

Blinds



Room-Darkening Double-Pleated

Unique honeycomb structure adds an extra layer of fabric to block bright sunlight.



Light-Filtering Single-Pleated

The single-pleated blinds softly diffuse natural light, helping prevent glare.




Venetian

Lightweight, horizontal slats provide style and easy light control for any room.

In-Stock Blind Options


2-4 business days for delivery | Up to 13 business days for delivery

Room-Darkening, Double-Pleated




1045 White, 1155 Beige, 1163 Grey, 1164 Grey Melange, 1171 Dark Sand

Light-Filtering, Single-Pleated



1016 White, 1259 Classic Sand, 1275 Natural, 1282 Dark Grey, 1286 Jeans Blue

Venetian Manual



7001 White *Available for roof windows only

Solar-Powered In-Stock Blinds - \$400 any size

Skylight & Blind (type/model)	Room-Darkening, Double-Pleated	Light-Filtering, Single-Pleated	Venetian
VSS/VSE	FSCH	FSLH	N/A
VS	FSCH	FSLH	
FS	FSCD	FSLD	
VCS/VCE/VCM/QPF	FSCC	FSLC	
FCM* - accessory tray needed + \$129 to blind price	FSCC	FSLC	

**Manual blinds are no longer available for skylights*

Manual In-Stock Roof Window Blinds - \$200 any size

Roof Windows & Blind (type/model)	Room-Darkening, Double-Pleated	Light-Filtering, Single-Pleated	Venetian
GPU/GXU/GGU	FHC	FHL	PAL


How to find the model and size code on your skylight




Special Order Blind Options - ships separately from skylight

14 business days for delivery

Room-Darkening, Double-Pleated




1047 Charcoal, 1049 Golden Beige, 1156 Blue, 1165 Light Brown, 1166 Ivory, 1167 Orange, 1168 Dusty Green, 1169 Light Blue




1170 Dark Taupe, 1172 Light Grey, 1173 Petrol

Light Filtering, Single-Pleated




1256 Classic White, 1274 Charcoal, 1276 Dusty Brown, 1277 Dusty Sand, 1278 Beige, 1279 Red Wine, 1280 Forest Green, 1281 Mint Green



1283 Light Beige, 1284 Grey, 1285 Soft Blue

Manual - Venetian, slats measure 1.375"



7057 Brushed Silver, 7062 Matte Black, 7063 Matte Grey, 7064 Natural, 7065 Taupe


Solar-Powered - Blackout, Flat Fabric



1025 White, 0705 Grey, 1085 Beige, 1100 Blue, 3009 Black, 4556 Sand



4559 Dark Brown, 4564 Orange, 4574 Warm Grey, 4575 Dusty Green, 4576 Light Blue, 4577 Taupe



4578 Soft Rose, 4579 Natural, 4580 Light Taupe, 4581 Dark Petrol

Solar-Powered Special Order Blinds - \$475 any size

Skylight & Blind (type/model)	Room-Darkening, Double-Pleated	Light-Filtering, Single-Pleated	Blackout, Flat Fabric
VSS/VSE	FSCH	FSLH	DSH
VS	FSCH	FSLH	DSH
FS	FSCD	FSLD	DSD
VCS/VCE/VCM/QPF	FSCC	FSLC	DSC
FCM - accessory tray needed + \$129 to blind price	FSCC	FSLC	DSC

Manual Special Order Roof Window Blinds - \$275 any size

Roof Windows & Blind (type/model)	Room-Darkening, Double-Pleated	Light-Filtering, Single-Pleated	Venetian
GPU/GXU/GGU*	FHC	FHL	PAL

*Subject To Longer Lead Time Up To 8 Weeks

Order Code Example

FSCD	C06	1045
blind model	+ skylight size	+ color code

SKYLIGHT ACCESSORIES

Home Automation

VELUX Active Starter Kit

Includes Climate Sensor, Departure Switch, and Internet Gateway

Model	Price	Delivery
KIX 300 US	\$295	S



VELUX Active Indoor Climate Sensor

Additional sensor for other rooms with VELUX skylights

Model	Price	Delivery
KLA 300 US	\$107	S



VELUX Active Departure Switch

Additional departure switch

Model	Price	Delivery
KLN 300 US	\$54	S



Home Automation Integration Kit

Wirelessly control up to five groups of solar/electric-powered skylights or blinds

Model	Price	Delivery
KLF 200 US	\$236	S



Remotes & Electric

Basic Remote Control

Remote control allows users to operate skylights or blinds from anywhere in the room

Model	Price	Delivery
KLI 310 US	\$105	S



Battery Backup

Provides limited operation of VSE, VCE skylights and electric blinds during power outages

Model	Price	Delivery
KLB 100 WW	\$315	S



Installation Accessories

Trim Kit

Three 57 1/2" pieces. One kit will work for most sizes

Model	Price	Delivery
ZZZ 213B	\$41	S



Blind Accessory Tray

Needed for blind installation on Fixed Curb-Mounted Skylights (2222-4646). 2270 size now available when ordered separately

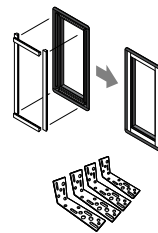
Model	Price	Delivery
ZZZ 199 + size	\$135	S



Replacement Kit

4 pre-cut drywall groove filler pieces and 4 structural brackets. Use in deck-mounted applications Sizes: C01, C04, C06, C08, D06, D26, M02, M04, M06, M08, S01, S06


Model	Price	Delivery
ZZZ 238 + size	\$52	S



Sun Screen Adapter Kit

Allows skylight models manufactured prior to January 1, 2010 to have special order blinds. V-venting, F-fixed

Model	Price	Delivery
ZZZ 232V	\$39	T
ZZZ 232F	\$39	T



Structural Brackets 4 brackets

Use in deck-mounted applications with an oversized rough opening

Model	Price	Delivery
ZZZ 219	\$19	T



Installation Accessories

Additional Step Flashing Deck/Curb

Deck-mounted = 14 pieces - ZZZ 200 0000
Curb-mounted = 12 pieces - ZZZ 200 0000C

Model	Price	Delivery
ZZZ 200 0000	\$23	S
ZZZ 200 0000C	\$25	S



Adhesive Underlayment

9" x 26' per roll

Model	Price	Delivery
ZOZ 216 L	\$42	S



Manual Controls

Telescopic Rod 6'-10' Manual Skylights

For VS and VCM skylights from 1982 to present and sun screen accessories made prior to 2010

Model	Price	Delivery
ZCT 300	\$49	S



Telescopic Rod 3'-6' Manual Blinds

For operation of manual sun screen accessories

Model	Price	Delivery
ZXT 200	\$39	S



Universal Extension 3'

Extension piece for telescopic rods. Extends control rods for an additional 3'

Model	Price	Delivery
ZCT 100	\$17	S



Manual Controls

VS/VCM Crank Handle

Operate in-reach manual venting skylight

Model	Price	Delivery
ZZZ 201 (VS)	\$10	S
ZZZ 212 (VCM)	\$28	S



VS/VCM Replacement Hook

Replacement hook for out-of-reach manual venting skylight

Model	Price	Delivery
ZZZ 202 (VS)	\$10	S
ZZZ 211 (VCM)	\$10	S



Extension Chain Operator

Extension for manual crank handle or manual angle adaptor to make skylights easier to operate

Model	Price	Delivery
ZZZ 208	\$23	S



Angle Adaptor for Chain Operator

Used in conjunction with the manual hook for out-of-reach applications to make the skylight easier to operate with a manual pole

Model	Price	Delivery
ZZZ 203	\$37	S



Wildfire Screen

Made to meet California's strictest fire codes for new skylight installations, these screens are compatible with all our venting skylights.

Model	Price	Delivery
ZZZ 256 + size	\$25 - \$60	F



Solar Night Light

Provides low level light available for rigid tunnel only

Eligible for a Federal Solar Tax Credit*

Model	Price	Delivery
ZTZ 213	\$32	S

*For more information visit: veluxusa.com/go-solar



Daylight Controller

Motorized variable positioning daylight control device. Requires ZZZ 233 Power Supply

Model	10"	14"	Delivery
ZTP	N/A	\$269	F



Power Supply

Power supply for control devices

Model	Price	Delivery
ZZZ 233	\$148	F



Universal Electric Light Kit

Designed to let Sun Tunnel® be a source of light at night and during the day

Model	10"	14"	22"	Delivery
ZTL 114	\$54	\$54	N/A	S
ZTL 122	N/A	N/A	\$60	S



Diffusion Enhancer - 6" band

Highly reflective obscure 6" band designed to diffuse direct sunlight

Model	10"	14"	22"	Delivery
ZTZ 209	\$56	\$58	\$61	S



Tunnel

Rotation Coupler

Enables quick tunnel connections when getting around obstacles in the attic is required

Model	10"	14"	Delivery
ZTZ 211	\$41	\$44	S



Elbows

Can be used at bottom, middle, or top of your installation - can form a 90 degree bend using multiple elbows with rotating couplers

Model	10"	14"	22"	Delivery
ZTE 0000	\$52	\$72	\$110	S



Rigid Tunnel 24" reflective tunnel sections

Available in bulk quantities

Model	10"	14"	22"	Delivery
ZTR 2' - 1 unit	\$42	\$58	\$87	S
ZTR 4' - 2 units	\$80	\$111	\$164	S
ZTR 6' - 3 units	\$108	\$149	\$220	S
ZTR 12' - 6 units	\$191	\$268	\$331	S
ZTR 24' - 12 units	\$342	\$486	\$628	S



Suspension Wire Kit

12-gauge wire and fastener set to secure longer tunnel sections

Model	Price	Delivery
ZTZ 203	\$25	F



Performance Enhancing

Energy Kit

Designed to increase energy efficiency; includes a thermal plate and a diffusing disc

Model	10"	14"	22"	Delivery
ZTC 0051US	\$42	\$53	N/A	S
ZTC 0041US	\$39	\$50	\$64	S



Exterior Fire Band

Designed to meet fire prevention requirements of building codes - not available for TSR 10"

Model	10"	14"	22"	Delivery
ZZZ 192	\$80	\$88	\$97	F



Vapor Barrier

Designed for protecting flashing components and ceiling opening from condensation

Model	10"	14"	22"	Delivery
ZTY	\$52	\$52	\$52	T



Decorative Diffusers

Simple way to enhance your fifth wall and ensure that your diffuser matches the décor and feel of the room

Model	Description	10"	14"	Delivery
Micro Fresnel ZTB 4004US		\$17	\$29	S
Triple Wave ZTB 4005US		\$17	\$29	S
Brushed Metal ZTB 4006US		\$17	\$29	S
Prismatic ZTB 4007US		\$17	\$29	S
Bubbles ZTB 4008US		\$17	\$29	S
Natural light ZTB 4009US		\$17	\$29	S



Flashing

Curb-Mounted Flashing - Tile

Install on tile roofing material over 3/4" thickness for roof pitch 14-60° for TCR and TZR models


Model	10"	14"	Delivery
ECW 014 0000	N/A	\$189	S
ZTZ 014Z 0000	N/A	\$155	F



Sun Tunnel® Flashing - Tile

Water-tight flashing without the use of sealants Only for TMR and TMF

Model	10"	14"	Delivery
ZTM 0000 50	\$149	\$163	F



ROOF WINDOWS

Top-Hinged GPU



GPU Top-hinged Roof Window



15° - 55°
3:12 - 17:12

GPU Roof Pitch

- Designed for in-reach applications, such as bonus rooms or attics.
- Opens to a maximum of 45° to satisfy egress requirements for emergency escape. *(Available only for MK06, MK08, PK10, SK06, UK08)*



Special order blind options
See page 41



SIZE - W" x H"



Description	CK04	CK06	MK04	MK06	MK08	PK10	SK06	UK08
Outside Frame	21 7/8 x 38 1/2	21 7/8 x 46 7/8	30 3/4 x 38 1/2	30 3/4 x 46 7/8	30 3/4 x 55	37 1/8 x 63	44 7/8 x 46 7/8	52 3/4 x 55 1/8
Rough Opening	22 1/8 x 39	22 1/8 x 46 7/8	31 1/4 x 39	31 1/4 x 46 7/8	31 1/4 x 55 1/2	37 3/8 x 63 1/2	45 3/8 x 46 7/8	53 1/4 x 55 1/2

BASE MODEL

Description	CK04	CK06	MK04	MK06	MK08	PK10	SK06	UK08
Laminated Glass Code 0070 Delivery T	\$813	\$868	\$860	\$923	\$990	\$1,243	\$1,107	\$1,375

FLASHING

Description	CK04	CK06	MK04	MK06	MK08	PK10	SK06	UK08
Step Flashing Asphalt Shingles, Wood Shakes, or Slate Up to 1/2 inch maximum thickness Code EDL Delivery T	\$100	\$100	\$110	\$110	\$110	\$120	\$162	\$160
High Profile Flashing Tile - Over 3/4 inch thickness Code EDW Delivery T	\$179	\$190	\$201	\$201	\$201	\$231	\$239	\$231

All cladding components for roof windows are included in the flashing box. If VELUX flashing is not used, then ZWC cladding pieces must be ordered.

ACCESSORIES

Description	CK04	CK06	MK04	MK06	MK08	PK10	SK06	UK08
Manual Blind White, Room-Darkening, Double-Pleated Code FHC 1045 SWL Delivery T					\$200			
Manual Blind White, Light-Filtering, Single-Pleated Code FHL 1016 SWL Delivery T					\$200			
Manual Blind Venetian Code PAL 7001 SWL Delivery T					\$200			
Insect Screen Code ZIL 0000SWL Delivery T					\$107			

ROOF WINDOWS

Roof Access GXU



GXU Roof Access
Roof Window



15° - 85°
3:12 - 137:12

GXU Roof Pitch

- Easy access to the outdoors.
- FK06 swings open to a 90° angle to satisfy egress requirements for emergency escape. *(Available only for FK06)*



Special order blind options
See page 41



SIZE - W" x H"

Description	CK06	FK06
Outside Frame	21 5/8 x 46 7/8	26 x 46 7/8
Rough Opening	22 1/8 x 46 7/8	26 1/2 x 46 7/8

BASE MODEL

Description	CK06	FK06
Laminated Glass Code 0070 Delivery T	\$912	\$938

FLASHING

Description	CK06	FK06
Step Flashing Asphalt Shingles, Wood Shakes, or Slate Up to 1/2 inch maximum thickness Code EDL Delivery T	\$100	\$100
High Profile Flashing Tile - Over 3/4 inch thickness Code EDW Delivery T	\$190	\$194

All cladding components for roof windows are included in the flashing box. If VELUX flashing is not used, then ZWC cladding pieces must be ordered.

ACCESSORIES

Description	CK06	FK06
Manual Blind White, Room-Darkening, Double-Pleated Code FHC 1045 SWL Delivery T	\$200	\$200
Manual Blind White, Light-Filtering, Single-Pleated Code FHL 1016 SWL Delivery T	\$200	\$200
Manual Blind Venetian Code PAL 7001 SWL Delivery T	\$200	\$200
Insect Screen Code ZIL 0000SWL Delivery T	\$107	\$107

ROOF WINDOWS

Balcony GDL CABRIO™



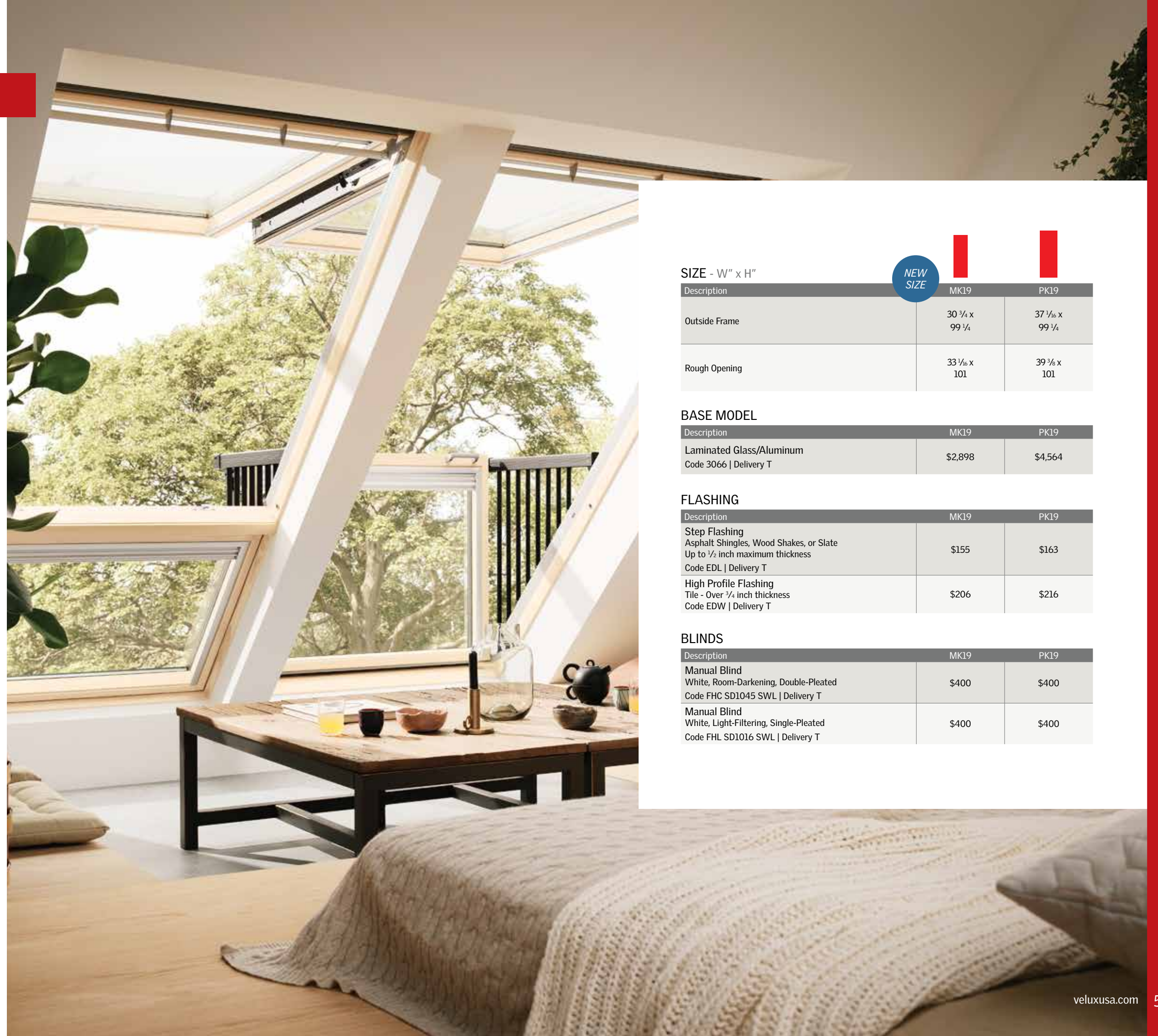
GDL CABRIO™ Balcony
Roof Window



35° - 53°
8.4:12 - 15:12

GDL CABRIO™ Roof Pitch

- Dual-sash operation: top opens for ventilation and bottom opens outward to create a roof balcony.
- When the GDL CABRIO™ roof window is closed, a ventilation flap can be opened to provide a breath of fresh air, even if it is raining outside.



SIZE - W" x H"

Description	MK19	PK19
Outside Frame	30 3/4 x 99 1/4	37 1/16 x 99 1/4
Rough Opening	33 1/16 x 101	39 3/8 x 101

BASE MODEL

Description	MK19	PK19
Laminated Glass/Aluminum Code 3066 Delivery T	\$2,898	\$4,564

FLASHING

Description	MK19	PK19
Step Flashing Asphalt Shingles, Wood Shakes, or Slate Up to 1/2 inch maximum thickness Code EDL Delivery T	\$155	\$163
High Profile Flashing Tile - Over 3/4 inch thickness Code EDW Delivery T	\$206	\$216

BLINDS

Description	MK19	PK19
Manual Blind White, Room-Darkening, Double-Pleated Code FHC SD1045 SWL Delivery T	\$400	\$400
Manual Blind White, Light-Filtering, Single-Pleated Code FHL SD1016 SWL Delivery T	\$400	\$400

ROOF WINDOWS

Center-Pivot GGU



GGU Center-Pivot Roof Window



GGU Roof Pitch

15° - 90°
3:12 - 90°

- Easy to open and quick to close with the top control bar.



Special order blind options
See page 41



SIZE - W" x H"

Description	CK02	CK04	CK06	FK04	FK06	FK08	MK04	MK06	MK08	MK10	PK06	PK08	PK10	SK06	SK08	UK04	UK08
Outside Frame	21 3/8 x 30 3/8	21 3/8 x 38 1/2	21 3/8 x 46 3/8	26 x 38 1/2	26 x 46 3/8	26 x 55	30 3/4 x 38 1/2	30 3/4 x 46 3/8	30 3/4 x 55	30 3/4 x 63	37 1/8 x 46 3/8	37 1/8 x 55	37 1/8 x 63	44 7/8 x 46 3/8	44 7/8 x 55	52 3/4 x 38 1/2	52 3/4 x 55 1/8
Rough Opening	22 1/8 x 31 1/8	22 1/8 x 39	22 1/8 x 46 7/8	26 1/2 x 39	26 1/2 x 46 7/8	26 1/2 x 55 1/2	31 1/4 x 39	31 1/4 x 46 7/8	31 1/4 x 55 1/2	31 1/4 x 63 1/2	37 5/8 x 46 7/8	37 5/8 x 55 1/2	37 5/8 x 63 1/2	45 3/8 x 46 7/8	45 3/8 x 55 1/2	53 1/4 x 39	53 1/4 x 55 1/2

BASE MODEL

Description	CK02	CK04	CK06	FK04	FK06	FK08	MK04	MK06	MK08	MK10	PK06	PK08	PK10	SK06	SK08	UK04	UK08
Laminated Glass Code 0070 Delivery N	\$554	\$593	\$634	\$634	\$679	\$725	\$628	\$674	\$723	\$765	\$760	\$827	\$908	\$808	\$919	\$908	\$1,004

FLASHING

Description	CK02	CK04	CK06	FK04	FK06	FK08	MK04	MK06	MK08	MK10	PK06	PK08	PK10	SK06	SK08	UK04	UK08
Step Flashing Code EDL Delivery T	\$100	\$100	\$100	\$100	\$100	\$100	\$110	\$110	\$110	\$110	\$120	\$120	\$120	\$162	\$162	\$160	\$160

All cladding components for roof windows are included in the flashing box. If VELUX flashing is not used, then ZWC cladding pieces must be ordered.

ACCESSORIES

Description	CK02	CK04	CK06	FK04	FK06	FK08	MK04	MK06	MK08	MK10	PK06	PK08	PK10	SK06	SK08	UK04	UK08
Manual Blind White, Room Darkening, Double-Pleated Code FHC 1045 SWL Delivery T	\$200N	\$200	\$200	\$200N	\$200	\$200	\$200N	\$200	\$200	\$200	\$200N	\$200N	\$200	\$200	\$200N	\$200	\$200
Manual Blind White, Light-Filtering, Single-Pleated Code FHL 1016 SWL Delivery T	\$200N	\$200	\$200	\$200N	\$200	\$200	\$200N	\$200	\$200	\$200N	\$200N	\$200N	\$200	\$200	\$200N	\$200	\$200
Manual Blind Venetian Code PAL 7001 SWL Delivery T	\$200	\$200	\$200	\$200	\$200	\$200	\$200	\$200	\$200	\$200	\$200	\$200	\$200	\$200	\$200	\$200	\$200
Insect Screen Code ZIL 8888 or 0000SWL Delivery T	\$107	\$107	\$107	\$107N	\$107	\$107	\$107N	\$107	\$107	\$107N	\$107N	\$107N	\$107	\$107	\$107N	\$107	\$107

ARCHITECTURAL SKYLIGHTS

Architectural Series
Classic and Pinnacle Models


Architectural Series Skylights
are all Custom Built

CUSTOM SIZES 1-888-878-3589
Call for information and pricing

- Unlimited design capabilities to create spectacular daylighting applications.
- Capable of spanning up to 40 feet.
- Choose from a broad range of interior and exterior finishes.
- Broad range of glass options to select from, including hurricane-rated, electrochromic, photovoltaic, and insulated glass, or cellular polycarbonate with option for aerogel fill.
- Available in standard or custom sizes, both with reliable engineering, construction, and installation.
- All available at an affordable price.



An innovative series for
custom skylight designs



Double Pitch



Octagonal Pyramid




Structural Ridge



Square Pyramid



Extended Pyramid



Single Pitch

CUSTOM SIZES

Call for information and pricing 1-888-878-3589

ARCHITECTURAL SKYLIGHTS

Architectural Series Low-Profile Models


Architectural Series Skylights are all Custom Built

CUSTOM SIZES 1-888-878-3589
Call for information and pricing

- Unlimited design capabilities to create spectacular daylighting applications.
- Unlimited span capabilities, which requires structural support by others.
- Broad range of interior and exterior finishes to choose from.
- Broad range of glass options to select from, including hurricane-rated, electrochromic, photovoltaic, and insulated glass, or cellular polycarbonate with option for aerogel fill.
- Available in standard or custom sizes, both with reliable engineering, construction, and installation.
- All available at an affordable price.



An innovative series for
custom skylight designs




CUSTOM SIZES

Call for information and pricing 1-888-878-3589

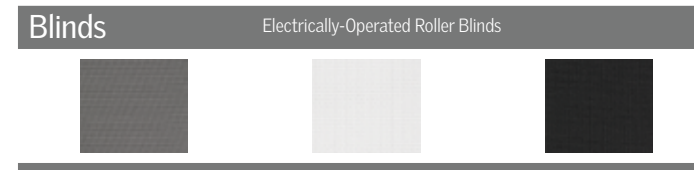
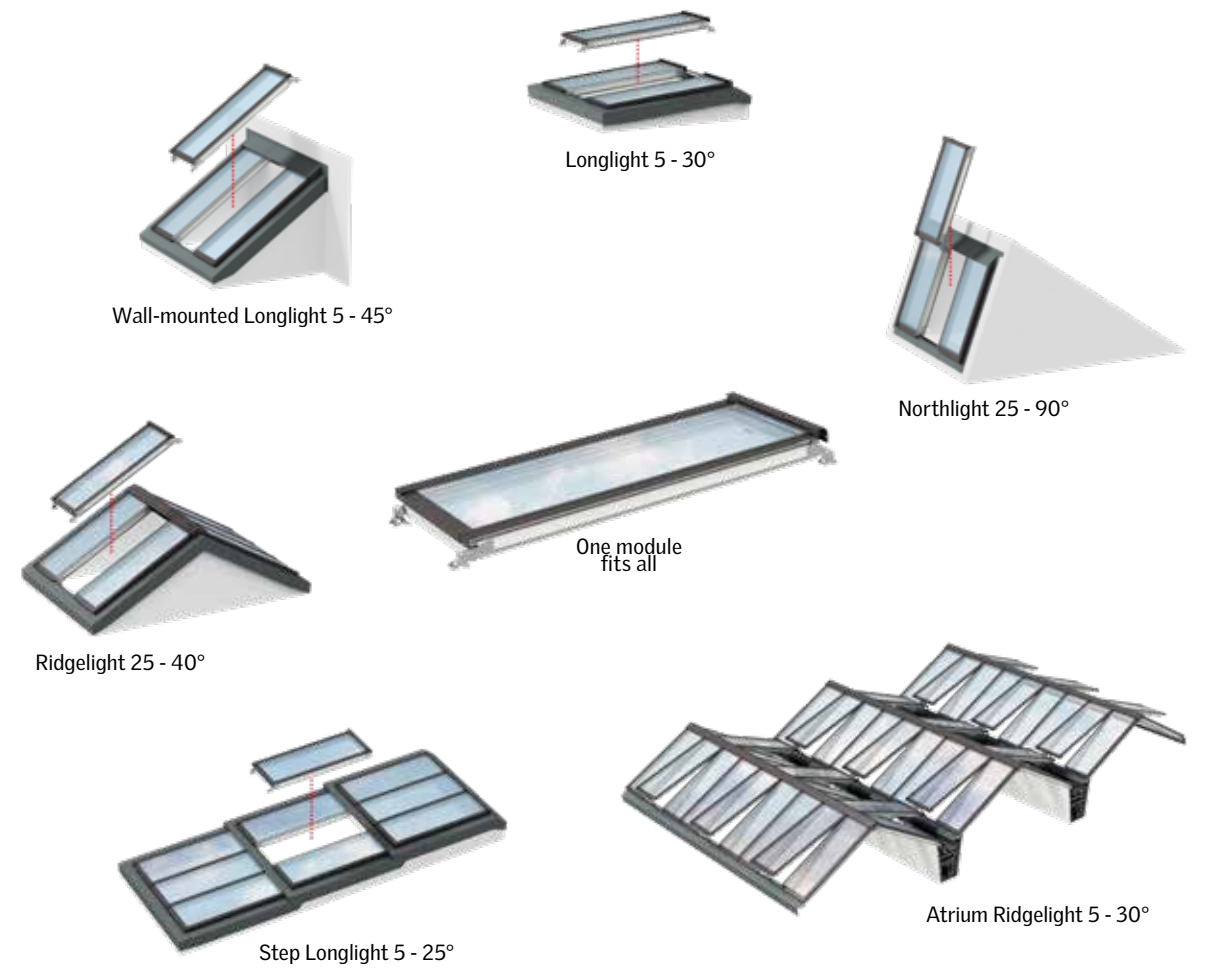
ARCHITECTURAL SKYLIGHTS

VELUX Modular Skylights



- Pre-glazed module with 100% prefabricated components and unique bracket system guarantees a predictable installation process
- Watertight design ensures moisture protection without need for sealants
- Hidden chain actuators allow modules to vent allowing fresh air into the building
- Internal blinds can be pre-installed allowing for shading throughout the day
- Velux Modular Skylight systems available for roof pitches between 5°-90°
Email commercialestimating.us@velux.com for details.

The unique bracket system that makes every single module fit every solution.



Delivery time approximately 10-15 weeks for product and blinds
 **The installer is responsible for curb-flashing material and installation of the curb to the roof.

VELUX America LLC
450 Old Brickyard Road
PO Box 5001
Greenwood, SC 29648-5001
Tel 1-800-888-3589
veluxusa.com
whyskylights.com

Bringing light to life

Non-dealer disclaimer

List prices shown do not include shipping and handling cost, delivery cost by your local VELUX Dealer or applicable sales tax. Final unit pricing can be 10–15%+ higher depending on your location, services provided and final delivery of the skylight to the job site. Many of the skylights do not include flashings or blinds. These can be purchased separately.

All VELUX skylights, roof windows, Sun Tunnel® Skylights, flashing kits and blinds must be purchased through a qualified VELUX dealer. Please see the “Where To Buy” section of veluxusa.com website for a list of VELUX dealers near you.

NOTICE: ALL GLASS MAY BE SUBJECT TO UNEXPECTED AND SPONTANEOUS BREAKAGE in rare circumstances due to imperfections in the glass that are undetectable during the manufacturing and inspection process by the manufacturer of the glass and VELUX.

VELUX offers the choice of laminated or tempered glass skylights. Impact glass and comfort plus glass are all types of laminated glass. Comfort glass is a type of tempered glass. Laminated glass is a combination of two or more glass sheets with one or more interlayers of plastic (PVB) or resin. In case of breakage, the interlayer is designed to hold the fragments together. Tempered glass does not contain an interlayer to hold the fragments together. Instead, tempered glass is designed to break into small, pebble-like pieces. When tempered glass breaks, pieces of glass come loose and may strike an individual.

CONSULT LOCAL REGULATIONS AND/OR BUILDING MATERIAL CONSULTANTS TO DETERMINE WHICH TYPE OF GLASS IS RIGHT FOR YOU OR IF LAMINATED GLASS IS REQUIRED IN YOUR APPLICATION.

VELUX®

The VELUX Group creates better living environments with daylight and fresh air through the roof. The VELUX product program contains a wide range of roof windows and skylights, along with solutions for flat roofs. The Group also supplies many types of decoration and sun screening, roller shutters, installation products, products for remote control for installation in roofs. The VELUX Group, which has manufacturing companies in 11 countries and sales companies in just under 40 countries, represents one of the strongest brands in the global building materials sector and its products are sold in most parts of the world. The VELUX Group has about 10,000 employees and is owned by VKR Holding A/S, a limited company wholly owned by foundations and family. For more details, visit velux.com.

XUS 20185-0721 • ©2021 VELUX Group • VELUX®, VELUX logo are registered trademarks • VELUX Sun Tunnel® is a trademark of VELUX Group. • HGTV, HGTV Dream Home, HGTV Dream Home Giveaway, HGTV Smart Home, HGTV Smart Home Giveaway, HGTV Urban Oasis, HGTV Urban Oasis Giveaway and their associated logos are trademarks of Discovery or its subsidiaries and affiliates. Photos © 2020 Discovery or its subsidiaries and affiliates. All rights reserved.