



VELUX®

The No Leak Skylight™

2022 Price List

Residential Skylights and Sun Tunnel® Skylights

Effective March 7, 2022

All retail prices are not valid in Alaska, Hawaii, or Mexico due to additional freight cost.

HGTV
**DREAM
HOME**
2022
PROUD SPONSOR

HGTV
**SMART
HOME**
PROUD SPONSOR
2021

HGTV
**URBAN
OASIS**
— 2021 —
PROUD SPONSOR

2022 VELUX Residential Price List

Prices Effective March 7, 2022 All retail prices are not valid in Alaska, Hawaii, or Mexico due to additional freight cost.

Unit Skylights

| | |
|------------------|----|
| VSS/VSE | 6 |
| VCS/VCE | 8 |
| EVMS | 10 |
| VS | 12 |
| VCM | 14 |
| EV | 16 |
| FS | 18 |
| FCM | 20 |
| FCM Custom Sizes | 22 |
| QPF | 24 |
| EF | 26 |
| GSM | 28 |

Sun Tunnel® Skylights

| | |
|-----------------|----|
| Rigid/Flex | 30 |
| Wildfire/Impact | 32 |

Flat Roof Skylights

| | |
|---------|----|
| CG2 | 34 |
| CFP/CXP | 36 |

Flashing and Accessories

| | |
|-------------------------|----|
| Combi Flashing EKL/EKW | 38 |
| Skylight Shades | 40 |
| Skylight Accessories | 42 |
| Sun Tunnel® Accessories | 44 |

Roof Windows

| | |
|-------------|----|
| GPU | 46 |
| GXU | 48 |
| GDL CABRIO™ | 50 |
| GGU | 52 |

Architectural Skylights

| | |
|---|----|
| Architectural Series - Classic and Pinnacle | 54 |
| Architectural Series - Low Profile | 56 |
| Modular | 58 |

VELUX Online Dealer Support

Dealer Support Center

The VELUX Dealer Support Center has everything you need to complete your VELUX orders. Through our online dealer support page, you can:

- Check warehouse inventory
- Create quick quotes for customers
- Track your orders
- Locate product data
- And so much more!

Use your phone's camera to scan the QR code below to access the Dealer Support Center today.



DEALER SUPPORT CENTER
veluxsolutions.com/dealersupport

How to Order Your Product



Online - Dealer Extranet¹
dealerextranet3.veluxusa.com



Email
ordersusa@velux.com

Hours of Operation
24 hours a day
7 days a week



Call Residential
1-800-888-3589



Call/Email Commercial
1-888-878-3589
commercialteam@velux.com

Hours of Operation (ET)
(Mon - Fri) 7:30 a.m. - 8 p.m.
(Sat) 9 a.m. - 5 p.m.

Hours of Operation (ET)
(Mon - Fri) 8 a.m. - 7 p.m.

¹ Dealer Extranet allows a dealer to order products and perform routine inquiries 24/7 using real-time pricing and inventory availability.

Plan for Delivery Time



- S** In-stock at regional warehouses
Allow 2 - 4 business days
- A** In-stock at Sparks, NV region
Allow 2 - 3 business days; other areas call for availability
- B** At Sparks, NV and White Marsh, MD
Allow 2 - 5 business days
- C** In-stock at Greenwood, SC and Kent, WA regions
Allow 2 - 5 business days
- T** Trans-shipped from central warehouse
Allow 7 - 10 business days
- F** In-stock at Greenwood, SC and Sparks, NV regions
Allow 2 - 4 business days; other areas allow 7 - 10 business days
- G** In-stock at Greenwood, SC, Aurora, IL, and Sparks, NV
Allow 2 - 3 business days; other areas allow 5 - 7 business days
- R** Not stocked; Manufactured on demand
Allow approximately 10 business days
- D** Not stocked; Manufactured on demand
Allow approximately 26 business days
- N** Not stocked; Manufactured on demand
Allow approximately 37 business days
- L** Not Stocked; Manufactured on demand
Allow approximately 50 business days

Please note: large orders may be subject to additional ship times

Order Code Examples



no shades
VSS + C01 + 2004
product size code



with shades
VSS + C01 + 2004 + CS00
product size code shade

The No Leak Warranty

Our biggest promise that the skylights you add to your home will not leak.

VELUX's three patented layers of water protection work seamlessly to ensure no rain will leak into your home through your skylight.

The No Leak Skylight™

• No Leak Promise • No Worries

The Glass in Our Skylight

Clean, Quiet & Safe Glass

The name says it all: it's cleaner, quieter, and safer than any skylight glass on the market today.

Clean, Quiet & Safe Glass is made with silicon dioxide, making it much smoother than ordinary glass so water disperses evenly to evaporate quickly and reduce water spotting. It reduces up to 25% more of unwanted outside noise than standard double pane glass and up to 50% more than plastic skylights. And since Clean, Quiet & Safe Glass is a laminated glass, it's safe and compliant with all building codes for out-of-reach applications.

Standard on all
FS/VS/VSS/VSE/VCS/VCE/EV/EF/EVMS models. (xx04)

Impact Glass

Our toughest glass, resistant to penetration from wind-borne debris. (xx06)

Snowload Glass


Reinforced glass to withstand added weight from accumulated snow. (xx10)

White Laminated Glass

White coating diffuses 100% of light flowing to the space below. (xx08)

Tempered Glass











Built with an additional degree of hardness for added safety. **FCM / VCM / QPF only** (xx05)



What is a Roof Pitch?

The roof pitch is defined as the angle of the roof, and it's calculated by the number of inches it rises vertically for every 12" it extends horizontally. This angle is measured by placing a pitch-gauge directly on the roof and taking an accurate reading.

This calculation is important because each of VELUX's skylights and flashing kits are engineered with specific pitch requirements that match a roof's slope in order to effectively drain water off of the skylight.

|  0° - 15° 0:12 - 3:12 |  0° - 60° 0:12 - 20:12 |  1° - 60° 0:12 - 20:12 |  10° - 60° 2:12 - 20:12 |  14° - 60° 3:12 - 20:12 |  14° - 85° 3:12 - 137:12 |  15° - 55° 3:12 - 17:12 |  15° - 85° 3:12 - 137:12 |  15° - 90° 3:12 - 90° |  35° - 53° 8.4:12 - 15:12 |
|--|---|---|--|--|---|--|---|--|--|
| CFP/CXP | VCS | GSM | QPF | TLR | VSS | GPU | GXU | GGU | Cabrio |
| | VCM | | TZRL | TMR | VSE | | | | |
| | VCE | | TZRQ | TGR | VS | | | | |
| | FCM | | | TMF | FS | | | | |
| | TZR | | | TGF | EVMS | | | | |
| | TCR | | | | EV | | | | |
| | CG2 | | | | EF | | | | |

UNIT SKYLIGHTS

Deck-Mounted VSS/VSE



VSS Solar "Fresh Air" VSE Electric "Fresh Air"


Insect screen included with VSS and VSE skylight

14° - 85°
3:12 - 137:12 VSS/VSE Roof Pitch


\$425 Add a Solar-Powered Pre-Installed Shade

\$575 Smart Tech Option
Pre-Installed Shade and
VELUX ACTIVE with NETATMO
See details on facing page.

Room-Darkening, Double-Pleated Code: CS- Solar



Light-Filtering, Single-Pleated Code: FS- Solar



Order code example 2-4 business days for delivery Up to 13 business days for delivery
Code + Color = CS00

* For more information visit: veluxusa.com/go-solar
Pre-Installed shades not available on copper cladding or stain grade wood models
All base models are available to have pre-installed shades, however, some optional skylight models may not be available. VELUX Customer Service will confirm availability.



| SIZE - W" x H" | | | | | | | | | | |
|----------------|-------------|-------------|-------------|-------------|------------------|-------------|-------------|-------------|-------------|-------------|
| Description | C01 | C04 | C06 | C08 | M02 ¹ | M04 | M06 | M08 | S01 | S06 |
| Outside Frame | 21 ½ x 27 ⅝ | 21 ½ x 38 ⅝ | 21 ½ x 46 ¼ | 21 ½ x 54 ⅞ | 30 ⅞ x 30 ½ | 30 ⅞ x 38 ⅝ | 30 ⅞ x 46 ¼ | 30 ⅞ x 54 ⅞ | 44 ¾ x 27 ⅝ | 44 ¾ x 46 ¼ |
| Rough Opening | 21 x 26 ⅝ | 21 x 37 ⅝ | 21 x 45 ¾ | 21 x 54 ⅞ | 30 ⅞ x 30 | 30 ⅞ x 37 ⅝ | 30 ⅞ x 45 ¾ | 30 ⅞ x 54 ⅞ | 44 ¼ x 26 ⅝ | 44 ¼ x 45 ¾ |

BASE MODEL - Clean, Quiet & Safe Glass

| Description | C01 | C04 | C06 | C08 | M02 ¹ | M04 | M06 | M08 | S01 | S06 |
|---|---------|---------|---------|---------|------------------|---------|---------|---------|---------|---------|
| Laminated LowE3 Glass Code 2004 Delivery S | \$1,206 | \$1,283 | \$1,345 | \$1,395 | \$1,315 | \$1,381 | \$1,470 | \$1,567 | \$1,480 | \$1,730 |

Smart Tech Option
Make Our Best Skylight Even Better.

Add smart home automation to your skylight when you bundle it with a pre-installed solar shade and VELUX ACTIVE with NETATMO.

\$575 ~~\$720~~ | Save \$145

OPTIONAL MODELS² - Add price to base model; any size. Applies to standard sizes only.

| | | | |
|---|--|---|---|
| Impact Glass + \$115 Code 2006 Delivery N | Copper Cladding + \$215 <i>VSE only excluding M02</i> Code 2104 Delivery D | Snowload Glass + \$170 Code 2010 Delivery A | Stain Grade Wood Interior + \$55 <i>VSS only</i> Code 0004 Delivery D |
|---|--|---|---|

FLASHING - Comes with adhesive underlayment | VELUX flashing required for the No Leak Warranty

| Description | C01 | C04 | C06 | C08 | M02 ¹ | M04 | M06 | M08 | S01 | S06 |
|---|-----|-------|-----|-------|------------------|-----|-------|-----|-----|-------|
| Step Asphalt Shingles/Wood Shake/Slate 1/2 in. max thickness Code EDL Delivery S | | \$104 | | \$131 | | | \$113 | | | \$125 |
| Copper Step ³ Asphalt Shingles/Wood Shakes/Slate 1/2 in. max thickness Code EDL COPPER Delivery D | | \$220 | | \$231 | | | \$254 | | | \$276 |
| High Profile ³ Tile - over 3/4 in. thickness Code EDW Delivery S | | \$204 | | \$216 | | | \$216 | | | \$257 |
| Metal Roof Code EDM Delivery S | | \$333 | | \$369 | | | \$357 | | | \$379 |
| Biepack ⁴ Counter Flashing for Deck-Mounted Code ECB Delivery S | | \$216 | | \$216 | | | \$247 | | | \$262 |

¹ VSS only ² Lead time/size availability may vary from base model. ³ VSE only. ⁴ Adhesive underlayment not included.

| | | | | | | | |
|--------------------|---------|---|------|---|------|---|-------|
| Order Code Example | VSS | + | C06 | + | 2004 | + | CS00 |
| | product | | size | | code | | shade |

UNIT SKYLIGHTS

Curb-Mounted VCS/VCE



VCS Solar
"Fresh Air"

VCE Electric
"Fresh Air"

Insect screen included with VCS and VCE skylight


 0° - 60°
0:12 - 20:12

VCS/VCE roof pitch


\$425 Add a Solar-Powered
Pre-Installed Shade

\$575 Smart Tech Option
Pre-Installed Shade and
VELUX ACTIVE with NETATMO
See details on facing page.

Room-Darkening, Double-Pleated **Code: CS- Solar**



Light-Filtering, Single-Pleated **Code: FS- Solar**



Order code example
Code + Color = **CS00**

 2-4 business days
for delivery

 Up to 13 business days
for delivery

* For more information visit: veluxusa.com/go-solar
All base models are available to have pre-installed shades, however, some optional
skylight models may not be available. VELUX Customer Service will confirm
availability.



SIZE - W" x H"

| Description | 2222 | 2234 | 2246 | 3030 | 3046 | 3434 | 4622 ¹ | 4646 |
|----------------------------|-------------|-------------|-------------|-------------|-------------|-------------|-------------------|-------------|
| Inside Curb | 22 ½ x 22 ½ | 22 ½ x 34 ½ | 22 ½ x 46 ½ | 30 ½ x 30 ½ | 30 ½ x 46 ½ | 34 ½ x 34 ½ | 46 ½ x 22 ½ | 46 ½ x 46 ½ |
| Outside Curb | 25 ½ x 25 ½ | 25 ½ x 37 ½ | 25 ½ x 49 ½ | 33 ½ x 33 ½ | 33 ½ x 49 ½ | 37 ½ x 37 ½ | 49 ½ x 25 ½ | 49 ½ x 49 ½ |
| Maximum Skylight Clearance | 26 ⅝ x 26 ⅝ | 26 ⅝ x 38 ⅝ | 26 ⅝ x 50 ⅝ | 34 ¾ x 34 ¾ | 34 ⅝ x 50 ⅝ | 38 ⅝ x 38 ⅝ | 50 ⅝ x 26 ⅝ | 50 ⅝ x 50 ⅝ |

BASE MODEL - Clean, Quiet & Safe Glass

| Description | 2222 | 2234 | 2246 | 3030 | 3046 | 3434 | 4622 ¹ | 4646 |
|---|---------|---------|---------|---------|---------|---------|-------------------|---------|
| Laminated LowE3 Glass Code 2004 Delivery S | \$1,236 | \$1,334 | \$1,412 | \$1,431 | \$1,519 | \$1,497 | \$1,412 | \$1,633 |



Smart Tech Option
Make Our Best Skylight Even Better.

Add smart home automation to your skylight when you
bundle it with a pre-installed solar shade and VELUX
ACTIVE with NETATMO.

\$575 ~~\$720~~ | Save \$145



OPTIONAL MODELS² - Add price to base model; any size. Applies to standard sizes only.

| | |
|---|---|
| Impact Glass + \$115 <i>VCS only</i> Code 2006 Delivery N | White Laminated Glass + \$40 <i>VCS only</i> Code 2008 Delivery N |
|---|---|

FLASHING - Comes with adhesive underlayment | VELUX flashing required for the No Leak Warranty

| Description | 2222 | 2234 | 2246 | 3030 | 3046 | 3434 | 4622 ¹ | 4646 |
|---|------|-------|------|-------|------|-------|-------------------|-------|
| Step 10° - 60° Asphalt Shingles/Wood Shake/Slate 1/2 in. max thickness Code ECL Delivery S | | \$102 | | \$115 | | \$116 | | \$120 |
| High Profile 14° - 60° Tile - over 3/4 in. thickness Code ECW Delivery S | | \$204 | | \$245 | | \$245 | | \$268 |

¹Only available in VCS. ²Not available in VCS 4646 and 4622. Lead time and size availability may vary from base model.

| | | | | | | | |
|--------------------|---------|---|------|---|------|---|-------|
| Order Code Example | VCS | + | 2246 | + | 2004 | + | CS00 |
| | product | | size | | code | | shade |

UNIT SKYLIGHTS

Self-Flashed EVMS E-Class



EVMS Solar
"Fresh Air"

Now standard with VELUX Cool Grey Finish

Insect screen included with EVMS skylight
Shades not available



EVMS Roof Pitch

FEDERAL
SOLAR
TAX CREDIT

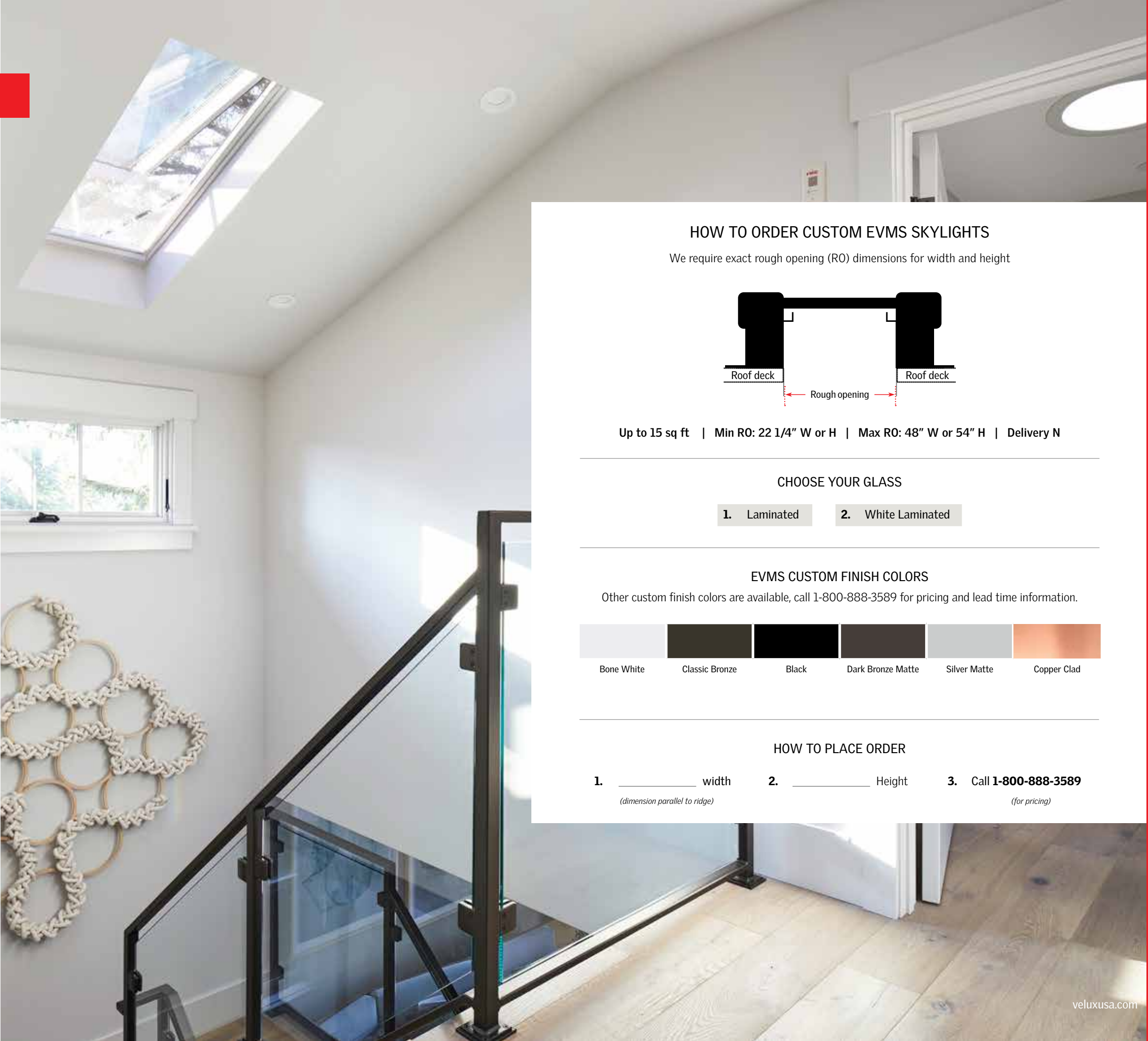
Eligible for a federal solar tax credit
on product and installation*

CUSTOM
SIZES

1-800-888-3589
Call for pricing

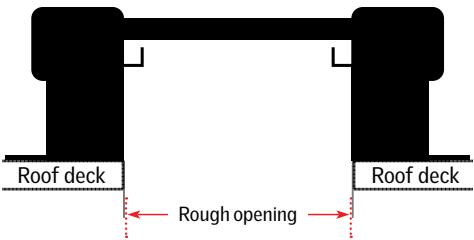
- Ready to install right out of the box
shingle/slate/wood roofs up to
¾ thickness.
- One-piece, impenetrable ultra-seal
integrated flashing.
- Requires no sealants.

* For more information visit: veluxusa.com/go-solar



HOW TO ORDER CUSTOM EVMS SKYLIGHTS

We require exact rough opening (RO) dimensions for width and height



Up to 15 sq ft | Min RO: 22 1/4" W or H | Max RO: 48" W or 54" H | Delivery N

CHOOSE YOUR GLASS

1. Laminated 2. White Laminated

EVMS CUSTOM FINISH COLORS

Other custom finish colors are available, call 1-800-888-3589 for pricing and lead time information.



HOW TO PLACE ORDER

1. _____ width
(dimension parallel to ridge) 2. _____ Height 3. Call **1-800-888-3589**
(for pricing)

UNIT SKYLIGHTS

Deck-Mounted VS



VS Manual
"Fresh Air"

Insect screen and operating hook included with VS skylight. Operated by ZCT 300 control rod or crank handle ZZZ 201, sold separately.




VS Roof Pitch

\$425 Add a Solar-Powered Pre-Installed Shade


Room-Darkening, Double-Pleated

Code: CS- Solar



Light-Filtering, Single-Pleated

Code: FS- Solar



Order code example
Code + Color = CS00

2-4 business days
for delivery

Up to 13 business days
for delivery

All base models are available to have pre-installed shades, however, some optional skylight models may not be available. VELUX Customer Service will confirm availability. Manual Shades not available for VS model.



SIZE - W" x H"

| Description | C01 | C04 | C06 | C08 | M02 | M04 | M06 | M08 | S01 | S06 |
|---------------|-----------------|-----------------|-----------------|-------------------|------------------|------------------|------------------|--------------------|-----------------|-----------------|
| Outside Frame | 21 1/2 x 27 3/8 | 21 1/2 x 38 3/8 | 21 1/2 x 46 1/4 | 21 1/2 x 54 15/16 | 30 7/16 x 30 1/2 | 30 7/16 x 38 3/8 | 30 7/16 x 46 1/4 | 30 7/16 x 54 15/16 | 44 3/4 x 27 3/8 | 44 3/4 x 46 1/4 |
| Rough Opening | 21 x 26 7/8 | 21 x 37 7/8 | 21 x 45 3/4 | 21 x 54 7/8 | 30 1/16 x 30 | 30 1/16 x 37 7/8 | 30 1/16 x 45 3/4 | 30 1/16 x 54 7/8 | 44 1/4 x 26 7/8 | 44 1/4 x 45 3/4 |

BASE MODEL - Clean, Quiet & Safe Glass

| Description | C01 | C04 | C06 | C08 | M02 | M04 | M06 | M08 | S01 | S06 |
|---|-------|-------|-------|-------|-------|-------|-------|-------|-------|-------|
| Laminated LowE3 Glass Code 2004 Delivery S | \$546 | \$589 | \$625 | \$654 | \$616 | \$646 | \$695 | \$768 | \$698 | \$875 |

OPTIONAL MODELS¹ - Add price to base model; any size. Applies to standard sizes only.

| | | | |
|---|--|---|---|
| Impact Glass + \$115 Code 2006 Delivery N | Copper Cladding + \$215 Code 2104 Delivery D | Snowload Glass + \$170 Code 2010 Delivery A | Stain Grade Wood Interior + \$55 Code 0004 Delivery D |
|---|--|---|---|

FLASHING - Comes with adhesive underlayment | VELUX flashing required for the No Leak Warranty.

| Description | C01 | C04 | C06 | C08 | M02 | M04 | M06 | M08 | S01 | S06 |
|--|-----|-------|-----|-------|-----|-----|-------|-----|-------|-----|
| Step Asphalt Shingles/Wood Shake/Slate 1/2 in. max thickness Code EDL Delivery S | | \$104 | | \$131 | | | \$113 | | \$125 | |
| Copper Step Asphalt Shingles/Wood Shakes/Slate 1/2 in. max thickness Code EDL COPPER Delivery D | | \$220 | | \$231 | | | \$254 | | \$276 | |
| High Profile Tile - over 3/4 in. thickness Code EDW Delivery S | | \$204 | | \$216 | | | \$216 | | \$257 | |
| Metal Roof Code EDM Delivery S | | \$333 | | \$369 | | | \$357 | | \$379 | |
| Biopak ² Counter Flashing for Deck-Mounted Code ECB Delivery S | | \$216 | | \$216 | | | \$247 | | \$262 | |



Add a pre-installed solar shade to any VS model for \$425 and homeowners are eligible for a Federal Solar Tax Credit on product and installation.³



Add a pre-installed solar shade
Harness the power of the sun and
control the amount of daylight entering
through the skylight.



Receive VELUX App Control system,
Gateway + App. Control your VELUX shades
anytime, anywhere with your smartphone or
smart home device.

¹Lead time/size availability may vary from base model. ²Adhesive underlayment not included. ³Visit veluxusa.com/go-solar.

Order Code Example

| | | | | | | |
|---------|---|------|---|------|---|-------|
| VS | + | C06 | + | 2004 | + | CS00 |
| product | | size | | code | | shade |

UNIT SKYLIGHTS

Curb-Mounted VCM



VCM Manual
"Fresh Air"

Insect screen and operating hook included with VCM skylight. Operated by ZCT 300 control rod or crank handle ZZZ 212, sold separately.




VCM Roof Pitch

\$425 Add a Solar-Powered Pre-Installed Shade


Room-Darkening, Double-Pleated

Code: CS- Solar



Light-Filtering, Single-Pleated

Code: FS- Solar



Order code example
Code + Color = **CS00**



2-4 business days
for delivery



Up to 13 business days
for delivery

* For more information visit: veluxusa.com/go-solar

All base models are available to have pre-installed shades, however, some optional skylight models may not be available. VELUX Customer Service will confirm availability. Manual Shades not available for VCM model.



SIZE - W" x H"

| Description | 2222 | 2234 | 2246 | 3030 | 3046 | 3434 | 4646 |
|------------------------|-----------------|-----------------|-----------------|-----------------|-----------------|-----------------|-----------------|
| Inside Curb | 22 1/2 x 22 1/2 | 22 1/2 x 34 1/2 | 22 1/2 x 46 1/2 | 30 1/2 x 30 1/2 | 30 1/2 x 46 1/2 | 34 1/2 x 34 1/2 | 46 1/2 x 46 1/2 |
| Outside Curb | 25 1/2 x 25 1/2 | 25 1/2 x 37 1/2 | 25 1/2 x 49 1/2 | 33 1/2 x 33 1/2 | 33 1/2 x 49 1/2 | 37 1/2 x 37 1/2 | 49 1/2 x 49 1/2 |
| Max Skylight Clearance | 26 5/8 x 26 5/8 | 26 5/8 x 38 5/8 | 26 5/8 x 50 5/8 | 34 5/8 x 34 5/8 | 34 5/8 x 50 5/8 | 38 5/8 x 38 5/8 | 50 5/8 x 50 5/8 |

BASE MODEL - Clean, Quiet & Safe Glass

| Description | 2222 | 2234 | 2246 | 3030 | 3046 | 3434 | 4646 |
|---|-------|-------|-------|-------|-------|-------|---------|
| Laminated LowE3 Glass Code 2004 Delivery S | \$527 | \$610 | \$662 | \$710 | \$901 | \$811 | \$1,036 |

OPTIONAL MODELS¹ - Add price to base model; any size. Applies to standard sizes only.

| | |
|---|--|
| Impact Glass + \$115 Code 2006 Delivery N | White Laminated Glass + \$40 2222, 2246, 4646 only Call for additional sizes Code 2008 Delivery N Delivery A for 2222, 2246, 4646 |
|---|--|

IN-REACH APPLICATION MODEL - Tempered Glass

| Description | 2222 | 2234 | 2246 | 3030 | 3046 | 3434 | 4646 |
|--|-------|-------|-------|-------|-------|-------|-------|
| Tempered LowE3 Glass Code 2005 Delivery T | \$489 | \$564 | \$606 | \$649 | \$820 | \$745 | \$962 |

FLASHING - Comes with adhesive underlayment | VELUX flashing required for the No Leak Warranty

| Description | 2222 | 2234 | 2246 | 3030 | 3046 | 3434 | 4646 |
|---|------|-------|------|-------|------|-------|-------|
| Step - 10° - 60° Asphalt Shingles/Wood Shake/Slate 1/2 in. max thickness Code ECL Delivery S | | \$102 | | \$115 | | \$116 | \$120 |
| High Profile 14° - 60° Tile - over 3/4 in. thickness Code ECW Delivery S | | \$204 | | \$245 | | \$245 | \$268 |



Add a pre-installed solar shade to any VCM model for \$425 and homeowners are eligible for a Federal Solar Tax Credit on product and installation.²



Add a pre-installed solar shade
Harness the power of the sun and
control the amount of daylight entering
through the skylight.



Receive VELUX App Control system,
Gateway + App. Control your VELUX shades
anytime, anywhere with your smartphone or
smart home device.

¹Lead time/size availability may vary from base model. ² Visit veluxusa.com/go-solar.

Order Code Example

| | | | | | | |
|---------|---|------|---|------|---|-------|
| VCM | + | 2246 | + | 2004 | + | CS00 |
| product | | size | | code | | shade |

UNIT SKYLIGHTS

Self-Flashed EV E-Class



EV Manual
"Fresh Air"

Now standard with VELUX Cool Grey Finish

Insect screen and operating hook included with EV skylight. Operated by ZCT 300 control rod or crank handle ZZZ 201, sold separately. Shades not available.



EV Roof Pitch

CUSTOM SIZES 1-800-888-3589
Call for pricing

- Ready to install right out of the box on shingle/slate/wood roofs up to 3/4 thickness.
- One-piece, impenetrable ultra-seal integrated flashing.
- No sealants required.



SIZE - W" x H"

| Description | 2222 | 2230 | 2238 | 2246 | 2254 | 3030 | 3046 | 3054 | 4646 |
|---------------|-------------|-------------|-------------|-------------|-------------|-------------|-------------|-------------|-------------|
| Rough Opening | 22 ½ x 22 ½ | 22 ½ x 30 ½ | 22 ½ x 38 ½ | 22 ½ x 46 ½ | 22 ½ x 54 ½ | 30 ½ x 30 ½ | 30 ½ x 46 ½ | 30 ½ x 54 ½ | 46 ½ x 46 ½ |

BASE MODEL - Clean, Quiet & Safe Glass

| Description | 2222 | 2230 | 2238 | 2246 | 2254 | 3030 | 3046 | 3054 | 4646 |
|---|-------|-------|--------|-------|-------|-------|-------|---------|---------|
| Laminated LowE3 Code 2004 Delivery T | \$668 | \$713 | \$736R | \$792 | \$923 | \$798 | \$900 | \$1,048 | \$1,071 |

OPTIONAL MODELS¹ - Add price to base model; any size

White Laminated Glass
+ \$40 *standard on 2222, 2246, 4646*
Code 2008 | Delivery N

¹Lead time/size availability may vary from base model. Additional models do not apply to custom sizes.

HOW TO ORDER CUSTOM EV SKYLIGHTS

Up to 15 sq ft | Min RO: 22 1/4" W or H | Max RO: 48" W or 54" H

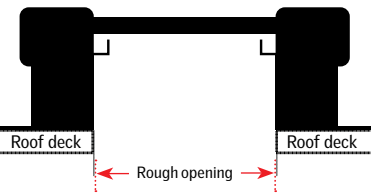
EV CUSTOM FINISH COLORS

Other custom finish colors are available, call 1-800-888-3589 for pricing and lead time information.

| | | | | | |
|------------|----------------|-------|-------------------|--------------|-------------|
| Bone White | Classic Bronze | Black | Dark Bronze Matte | Silver Matte | Copper Clad |
|------------|----------------|-------|-------------------|--------------|-------------|

We require exact rough opening (RO) dimensions for width and height

- _____ width *dimension parallel to ridge*
- _____ height
- Call **1-800-888-3589** *for pricing and lead time*



UNIT SKYLIGHTS

Deck-Mounted FS



FS Fixed




FS Roof Pitch

\$425

Add a Solar-Powered Pre-Installed Shade


Room-Darkening, Double-Pleated

Code: CS- Solar



Light-Filtering, Single-Pleated

Code: FS- Solar



Order code example
Code + Color = **CS00**



2-4 business days
for delivery



Up to 13 business days
for delivery

All base models are available to have pre-installed shades, however, some optional skylight models may not be available. VELUX Customer Service will confirm availability. À la carte Manual Shades available on pages 40-41.

Photos © 2019 Scripps Networks, LLC. Used with permission; all rights reserved.

SIZE - W" x H"

| Description | A06 | C01 | C04 | C06 | C08 | C12 ¹ | D26 | D06 | M02 | M04 | M06 | M08 | S01 | S06 |
|---------------|-------------|-------------|-------------|-------------|-------------|------------------|-------------|-------------|-------------|-------------|-------------|-------------|-------------|-------------|
| Outside Frame | 15 ¼ x 46 ¼ | 21 ½ x 27 ¾ | 21 ½ x 38 ¾ | 21 ½ x 46 ¼ | 21 ½ x 54 ⅝ | 21 ½ x 70 ¾ | 23 ¼ x 23 ⅙ | 23 ¼ x 46 ¼ | 30 ⅙ x 30 ½ | 30 ⅙ x 38 ⅞ | 30 ⅙ x 46 ¼ | 30 ⅙ x 54 ⅝ | 44 ¾ x 27 ⅞ | 44 ¾ x 46 ¼ |
| Rough Opening | 14 ½ x 45 ¾ | 21 x 26 ⅞ | 21 x 37 ⅞ | 21 x 45 ¾ | 21 x 54 ⅞ | 21 x 70 ¼ | 22 ½ x 22 ⅝ | 22 ½ x 45 ¾ | 30 ⅙ x 30 | 30 ⅙ x 37 ⅞ | 30 ⅙ x 45 ¾ | 30 ⅙ x 54 ⅞ | 44 ¼ x 26 ⅞ | 44 ¼ x 45 ¾ |

BASE MODEL - Clean, Quiet & Safe Glass

| Description | A06 | C01 | C04 | C06 | C08 | C12 ¹ | D26 | D06 | M02 | M04 | M06 | M08 | S01 | S06 |
|---|-------|-------|-------|-------|-------|------------------|-------|-------|-------|-------|-------|-------|-------|-------|
| Laminated LowE3 Glass Code 2004 Delivery S | \$314 | \$278 | \$321 | \$357 | \$386 | \$494 | \$302 | \$368 | \$348 | \$378 | \$427 | \$467 | \$431 | \$544 |

OPTIONAL MODELS² - Add price to base model; any size. Applies to standard sizes only.

| | | | |
|--|--|---|---|
| Impact Glass + \$115 <i>excluding C12</i> Code 2006 Delivery S except for A06, C01, C08, M02, S01 | Copper Cladding + \$215 Code 2104 Delivery D | Snowload Glass + \$170 <i>excludes C12, D26, D06</i> Code 2010 Delivery A | Stain Grade Wood Interior + \$55 Code 0004 Delivery D |
|--|--|---|---|

FLASHING - Comes with adhesive underlayment | VELUX flashing required for the No Leak Warranty

| Description | A06 | C01 | C04 | C06 | C08 | C12 | D26 | D06 | M02 | M04 | M06 | M08 | S01 | S06 |
|--|-------|-------|-----|-----|-------|-----|-------|-----|-------|-----|-----|-----|-------|-----|
| Step Asphalt Shingles/Wood Shake/Slate 1/2 in. max thickness Code EDL Delivery S | \$98 | \$104 | | | \$131 | | \$110 | | \$113 | | | | \$125 | |
| Copper Step Asphalt Shingles/Wood Shakes/Slate 1/2 in. max thickness Code EDL COPPER Delivery D | \$209 | \$220 | | | \$231 | | \$232 | | \$254 | | | | \$276 | |
| High Profile Tile - over 3/4 in. thickness Code EDW Delivery S | N/A | \$204 | | | \$216 | | \$227 | | \$216 | | | | \$257 | |
| Metal Roof Code EDM Delivery S | \$304 | \$333 | | | \$369 | | \$345 | | \$357 | | | | \$379 | |
| Biopack ³ Counter Flashing for Deck-Mounted Code ECB Delivery S | N/A | \$216 | | | \$216 | | N/A | | \$247 | | | | \$262 | |



Add a pre-installed solar shade to any FS model for \$425 and homeowners are eligible for a Federal Solar Tax Credit on product and installation.⁴



Add a pre-installed solar shade
Harness the power of the sun and control
the amount of daylight entering through
the skylight.



Receive VELUX App Control system,
Gateway + App. Control your VELUX shades
anytime, anywhere with your smartphone or
smart home device.

¹ Factory installed shades not available ² Lead time/size availability may vary from base model. ³ Adhesive underlayment not included. ⁴ Visit [veluxusa.com/go-solar](https://www.veluxusa.com/go-solar).

Order Code Example

| | | | | | | |
|---------|---|------|---|------|---|-------|
| FS | + | C06 | + | 2004 | + | CS00 |
| product | | size | | code | | shade |

UNIT SKYLIGHTS

Curb-Mounted FCM



FCM Fixed

Shades not available on 1430, 1446, 3055, 4672



FCM Roof Pitch

\$465

Add a Solar-Powered Pre-Installed Shade

Room-Darkening, Double-Pleated

Code: CS- Solar



00
White



01
Beige



44
Grey



45
Grey
Melange



46
Dark
Sand

Light-Filtering, Single-Pleated

Code: FS- Solar



00
White



01
Classic
Sand



34
Natural



35
Dark
Grey



36
Jeans
Blue

Order code example
Code + Color = CS00



2-4 business days
for delivery



Up to 13 business days
for delivery

Factory installed shades for FCM skylights includes accessory tray.

Most base models are available to have pre-installed shades, however, some optional skylight models may not be available. VELUX Customer Service will confirm availability. À la carte Manual Shades available on pages 40-41.



SIZE - W" x H"

| Description | 1430 | 1446 | 2222 | 2230 | 2234 | 2246 | 2270 | 3030 | 3046 | 3055 | 3434 | 3446 | 4646 | 4672 |
|----------------------------|-----------------|-----------------|-----------------|-----------------|-----------------|-----------------|-----------------|-----------------|-----------------|-----------------|-----------------|-----------------|-----------------|-----------------|
| Inside Curb | 14 1/2 x 30 1/2 | 14 1/2 x 46 1/2 | 22 1/2 x 22 1/2 | 22 1/2 x 30 1/2 | 22 1/2 x 34 1/2 | 22 1/2 x 46 1/2 | 22 1/2 x 70 1/2 | 30 1/2 x 30 1/2 | 30 1/2 x 46 1/2 | 30 1/2 x 55 1/2 | 34 1/2 x 34 1/2 | 34 1/2 x 46 1/2 | 46 1/2 x 46 1/2 | 46 1/2 x 72 1/2 |
| Outside Curb | 17 1/2 x 33 1/2 | 17 1/2 x 49 1/2 | 25 1/2 x 25 1/2 | 25 1/2 x 33 1/2 | 25 1/2 x 37 1/2 | 25 1/2 x 49 1/2 | 25 1/2 x 73 1/2 | 33 1/2 x 33 1/2 | 33 1/2 x 49 1/2 | 33 1/2 x 58 1/2 | 37 1/2 x 37 1/2 | 37 1/2 x 49 1/2 | 49 1/2 x 49 1/2 | 49 1/2 x 75 1/2 |
| Maximum Skylight Clearance | 18 5/8 x 34 5/8 | 18 5/8 x 50 5/8 | 26 5/8 x 26 5/8 | 26 5/8 x 34 5/8 | 26 5/8 x 38 5/8 | 26 5/8 x 50 5/8 | 26 5/8 x 74 5/8 | 34 5/8 x 34 5/8 | 34 5/8 x 50 5/8 | 34 5/8 x 59 5/8 | 38 5/8 x 38 5/8 | 38 5/8 x 50 5/8 | 50 5/8 x 50 5/8 | 50 5/8 x 76 5/8 |

BASE MODEL - Clean, Quiet & Safe Glass

| Description | 1430 | 1446 | 2222 | 2230 | 2234 | 2246 | 2270 | 3030 | 3046 | 3055 | 3434 | 3446 | 4646 | 4672 |
|---|---------|-------|-------|-------|-------|-------|-------|-------|-------|-------|-------|-------|-------|---------|
| Laminated LowE3 Code 0004 Delivery S | \$257/T | \$282 | \$207 | \$241 | \$257 | \$272 | \$455 | \$292 | \$389 | \$430 | \$362 | \$408 | \$426 | \$723/F |

OPTIONAL MODELS¹ - Add price to base model; any size. Applies to standard sizes only.

| | | |
|--|--|---|
| Impact Glass | White Laminated Glass | Triple Pane Glass |
| + \$115 <i>not available on 2270, 3055, 4672</i> | + \$40 <i>For 1430, 1446, 2230, 3055, 3446, 4672 call for pricing</i> | + \$225 <i>2222, 2246, 4646 only call for pricing</i> |
| Code 0006 Delivery N | Code 0008 Delivery R | Code 0029 Delivery R |

IN-REACH APPLICATION - Tempered Glass

| Description | 1430 | 1446 | 2222 | 2230 | 2234 | 2246 | 2270 | 3030 | 3046 | 3055 | 3434 | 3446 | 4646 | 4672 |
|--|-------|-------|-------|-------|-------|-------|-------|-------|-------|------|-------|------|-------|------|
| Tempered LowE3 Code 0005 Delivery S | \$169 | \$194 | \$165 | \$199 | \$215 | \$230 | \$413 | \$246 | \$343 | N/A | \$310 | N/A | \$379 | N/A |

FLASHING - Comes with adhesive underlayment | VELUX flashing required for the No Leak Warranty

| Description | 1430 | 1446 | 2222 | 2230 | 2234 | 2246 | 2270 | 3030 | 3046 | ECL 3055 S0000C | 3434 | 3446 | 4646 | ECL 4672 S0000C |
|--|-------|------|------|------|-------|------|------|-------|------|--------------------|-------|------|-------|--------------------|
| Step 10° - 60° Asphalt Shingles/Wood Shake/ Slate 1/2 in. max thickness Code ECL Delivery S | \$102 | | | | \$102 | | | \$115 | | \$186* | \$116 | | \$120 | \$191* |
| High Profile 14° - 60° Tile - over 3/4 in. thickness Code ECW Delivery S | \$192 | | | | \$204 | | | \$245 | | N/A | \$245 | | \$268 | N/A |

*Includes extra step flashing and adhesive underlayment.



Add a pre-installed solar shade to any FCM model for \$465² and homeowners are eligible for a Federal Solar Tax Credit³ on product and installation.



Add a pre-installed solar shade
Harness the power of the sun and
control the amount of daylight entering
through the skylight.



Receive VELUX App Control system, Gateway + App.
Control your VELUX shades anytime, anywhere with your
smartphone or smart home device.

¹ Lead time/size availability may vary from base model. ² Factory installed shades for FCM skylights includes accessory tray. ³ Visit [veluxusa.com/go-solar](https://www.veluxusa.com/go-solar).

Order Code Example

| | | | | | | |
|---------|---|------|---|------|---|-------|
| FCM | + | 2246 | + | 2004 | + | CS00 |
| product | | size | | code | | shade |

UNIT SKYLIGHTS

Curb-Mounted Custom Size FCM

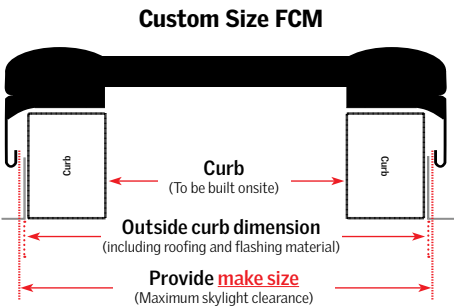


FCM Fixed

Flashings and shades not available on custom FCM sizes.



FCM Roof Pitch



- We require maximum skylight clearance dimensions in 1/4" increments (0, 1/4, 1/2, 3/4) for width and height.
- Custom size flashing kits and shades are not available
- Some specialty glass options require longer lead times

Call for pricing and availability

| | | |
|--------|------------------|------------------|
| Width | 18 3/4 to 50 3/4 | 18 3/4 to 50 3/4 |
| Length | 18 3/4 to 72 | 72 1/4 to 76 1/2 |
| Allow | 15 days or less | 20 days or less |

New Stocked Custom Sizes

| SIZE-W" x H" | | | | | | | | | | |
|---------------------------------------|-----------------|-----------------|-----------------|-----------------|-----------------|-----------------|-----------------|-----------------|-----------------|-----------------|
| Description | 190365 | 190435 | 210455 | 225225 | 225470 | 245245 | 245470 | 245490 | 260540 | 280525 |
| Flashed Outside Curb Width Range | 22-23 1/2 | 22-23 1/2 | 24-25 1/2 | 25 1/2-27 | 25 1/2-27 | 27 1/2-29 | 27 1/2-29 | 27 1/2-29 | 29-30 1/2 | 31-32 1/2 |
| Flashed Outside Curb Height Range | 39 1/2-41 | 46 1/2-48 | 48 1/2-50 | 25 1/2-27 | 50-51 1/2 | 27 1/2-29 | 50-51 1/2 | 52-53 1/2 | 57-58 1/2 | 55 1/2-57 |
| Maximum Skylight Clearance (W" or H") | 23 5/8 x 41 1/8 | 23 5/8 x 48 1/8 | 25 5/8 x 50 1/8 | 27 1/8 x 27 1/8 | 27 1/8 x 51 1/8 | 29 1/8 x 29 1/8 | 29 1/8 x 51 5/8 | 29 1/8 x 53 5/8 | 30 5/8 x 58 5/8 | 32 5/8 x 57 1/8 |

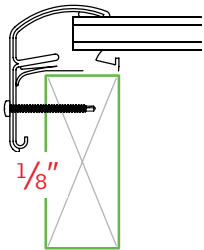
| Description | 190365 | 190435 | 210455 | 225225 | 225470 | 245245 | 245470 | 245490 | 260540 | 280525 |
|---|--------|--------|--------|--------|--------|--------|--------|--------|--------|--------|
| Laminated LowE3 Code 0004D Delivery C | \$487 | \$534 | \$573 | \$390 | \$572 | \$390 | \$572 | \$572 | \$610 | \$691 |

| SIZE-W" x H" | | | | | | | | | | |
|---------------------------------------|-----------------|-----------------|-----------------|-----------------|-----------------|-----------------|-----------------|-----------------|-----------------|-----------------|
| Description | 315315 | 315470 | 315700 | 315715 | 365365 | 385385 | 385540 | 420435 | 460470 | 460700 |
| Flashed Outside Curb Width Range | 34 1/2-36 | 34 1/2-36 | 34 1/2-36 | 34 1/2-36 | 39 1/2-41 | 41 1/2-43 | 41 1/2-43 | 45-46 1/2 | 49-50 1/2 | 49-50 1/2 |
| Flashed Outside Curb Height Range | 34 1/2-36 | 50-51 1/2 | 73-74 1/2 | 74 1/2-76 | 39 1/2-41 | 41 1/2-43 | 57-58 1/2 | 46 1/2-48 | 50-51 1/2 | 73-74 1/2 |
| Maximum Skylight Clearance (W" or H") | 36 1/8 x 36 1/8 | 36 1/8 x 51 5/8 | 36 1/8 x 74 5/8 | 36 1/8 x 76 1/8 | 41 1/8 x 41 1/8 | 43 1/8 x 43 1/8 | 43 1/8 x 58 5/8 | 46 5/8 x 48 1/8 | 50 5/8 x 51 5/8 | 50 5/8 x 74 5/8 |

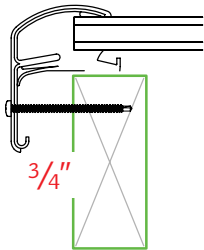
| Description | 315315 | 315470 | 315700 | 315715 | 365365 | 385385 | 385540 | 420435 | 460470 | 460700 |
|---|--------|--------|--------|--------|--------|--------|--------|--------|--------|--------|
| Laminated LowE3 Code 0004D Delivery C | \$507 | \$644 | \$720 | \$815 | \$602 | \$624 | \$736 | \$712 | \$773 | \$955 |

Flashed outside curb range

Standard clearance between flashed outside curb and counterflashing leg



FCM can accommodate a smaller curb (-3/4") and still use the same skylight. Longer screws are provided as distance between the flashed outside curb and counterflashing increases.



UNIT SKYLIGHTS

Self-Flashed QPF



QPF Fixed




QPF Roof Pitch

\$425

Add a Solar-Powered Pre-Installed Shade


Room-Darkening, Double-Pleated

Code: CS- Solar

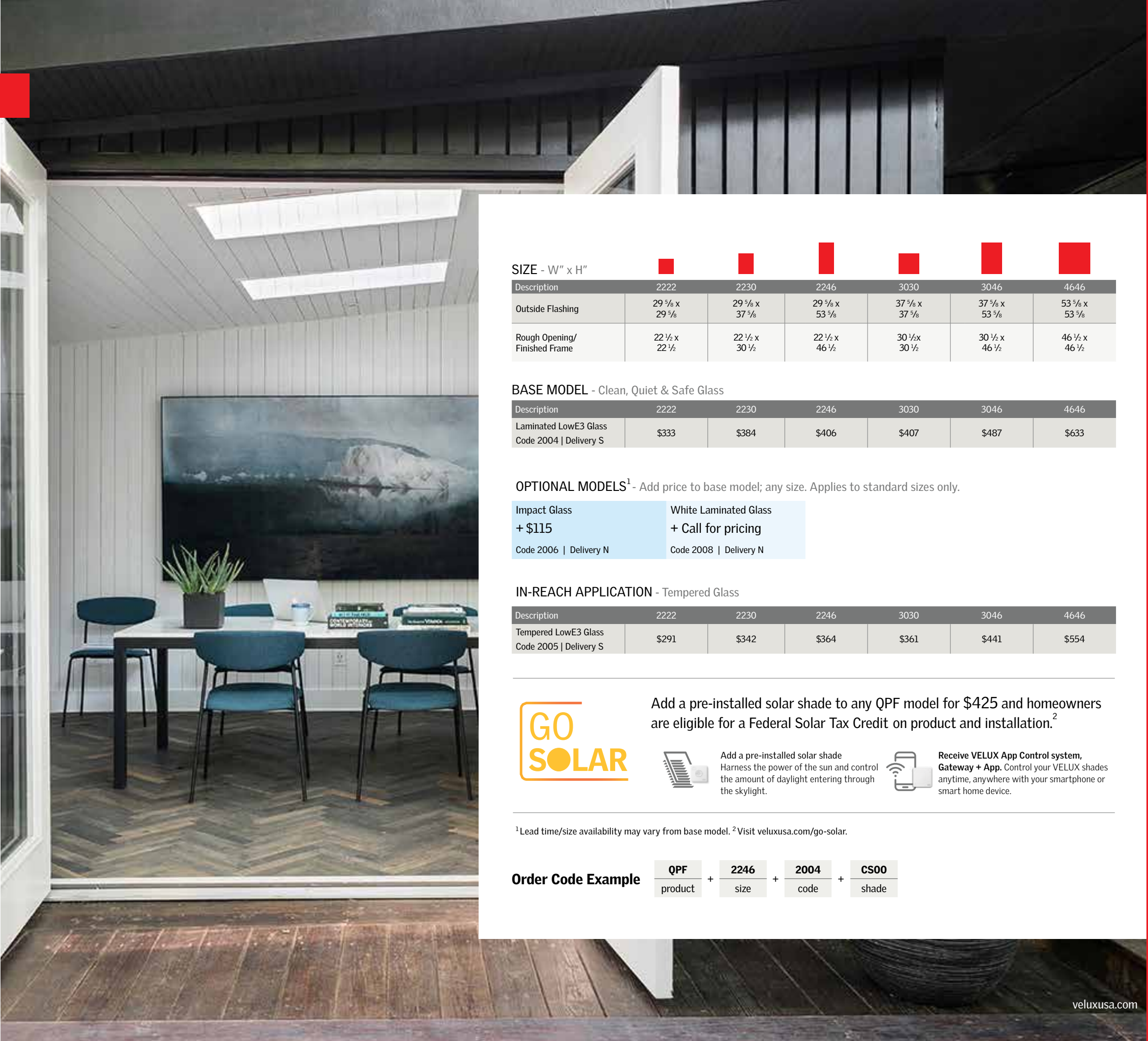


Light-Filtering, Single-Pleated

Code: FS- Solar



Order code example
Code + Color = **CS00** 2-4 business days for delivery Up to 13 business days for delivery



SIZE - W" x H"

| Description | 2222 | 2230 | 2246 | 3030 | 3046 | 4646 |
|----------------------------------|-----------------|-----------------|-----------------|-----------------|-----------------|-----------------|
| Outside Flashing | 29 5/8 x 29 5/8 | 29 5/8 x 37 5/8 | 29 5/8 x 53 5/8 | 37 5/8 x 37 5/8 | 37 5/8 x 53 5/8 | 53 5/8 x 53 5/8 |
| Rough Opening/ Finished Frame | 22 1/2 x 22 1/2 | 22 1/2 x 30 1/2 | 22 1/2 x 46 1/2 | 30 1/2 x 30 1/2 | 30 1/2 x 46 1/2 | 46 1/2 x 46 1/2 |

BASE MODEL - Clean, Quiet & Safe Glass

| Description | 2222 | 2230 | 2246 | 3030 | 3046 | 4646 |
|---|-------|-------|-------|-------|-------|-------|
| Laminated LowE3 Glass Code 2004 Delivery S | \$333 | \$384 | \$406 | \$407 | \$487 | \$633 |

OPTIONAL MODELS¹ - Add price to base model; any size. Applies to standard sizes only.

| | |
|---|---|
| Impact Glass + \$115 Code 2006 Delivery N | White Laminated Glass + Call for pricing Code 2008 Delivery N |
|---|---|

IN-REACH APPLICATION - Tempered Glass

| Description | 2222 | 2230 | 2246 | 3030 | 3046 | 4646 |
|--|-------|-------|-------|-------|-------|-------|
| Tempered LowE3 Glass Code 2005 Delivery S | \$291 | \$342 | \$364 | \$361 | \$441 | \$554 |



Add a pre-installed solar shade to any QPF model for \$425 and homeowners are eligible for a Federal Solar Tax Credit on product and installation.²



Add a pre-installed solar shade
Harness the power of the sun and control
the amount of daylight entering through
the skylight.



Receive VELUX App Control system,
Gateway + App. Control your VELUX shades
anytime, anywhere with your smartphone or
smart home device.

¹ Lead time/size availability may vary from base model. ² Visit [veluxusa.com/go-solar](https://www.veluxusa.com/go-solar).

Order Code Example

| | | | | | | |
|---------|---|------|---|------|---|-------|
| QPF | + | 2246 | + | 2004 | + | CS00 |
| product | | size | | code | | shade |

UNIT SKYLIGHTS

Self-Flashed EF E-Class



EF Fixed

Now standard with VELUX Cool Grey Finish

Factory installed shades for EF skylights include accessory tray
Shades not available on 2238, 2254, 3054, or custom sizes



EF Roof Pitch

\$465

Add a Solar-Powered
Pre-Installed Shade

Room-Darkening, Double-Pleated

Code: CS- Solar



Light-Filtering, Single-Pleated

Code: FS- Solar



Order code example
Code + Color = CS00



2-4 business days
for delivery



Up to 13 business days
for delivery

All base models are available to have pre-installed shades, however, some optional skylight models may not be available. VELUX Customer Service will confirm availability.



SIZE - W" x H"

| Description | 2222 | 2230 | 2238 | 2246 | 2254 | 3030 | 3046 | 3054 | 4646 |
|---------------|-------------|-------------|-------------|-------------|-------------|-------------|-------------|-------------|-------------|
| Rough Opening | 22 ½ x 22 ½ | 22 ½ x 30 ½ | 22 ½ x 38 ½ | 22 ½ x 46 ½ | 22 ½ x 54 ½ | 30 ½ x 30 ½ | 30 ½ x 46 ½ | 30 ½ x 54 ½ | 46 ½ x 46 ½ |

BASE MODEL - Clean, Quiet & Safe Glass

| Description | 2222 | 2230 | 2238 | 2246 | 2254 | 3030 | 3046 | 3054 | 4646 |
|---|-------|-------|---------|-------|---------|-------|-------|---------|-------|
| Laminated LowE3 Code 2004 Delivery T S for east coast | \$398 | \$404 | \$457/N | \$495 | \$578/N | \$495 | \$593 | \$692/N | \$747 |

OPTIONAL MODELS¹ - Add price to base model; any size. Applies to standard sizes only.

| | |
|---|---|
| Impact Glass + \$115 Code 2006 Delivery N | White Laminated Glass + \$40 Code 2008 Delivery N |
|---|---|



Add a pre-installed solar shade to any EF model for \$465² and homeowners are eligible for a Federal Solar Tax Credit³ on product and installation.



Add a pre-installed solar shade
Harness the power of the sun and control
the amount of daylight entering through
the skylight.



Receive VELUX App Control system,
Gateway + App. Control your VELUX shades
anytime, anywhere with your smartphone or
smart home device.

¹Lead time/size availability may vary from base model. ²Factory installed shades for EF skylights includes accessory tray. ³Visit veluxusa.com/go-solar.

Order Code Example

| | | | | | | |
|---------------|---|--------------|---|--------------|---|---------------|
| EF product | + | 2246 size | + | 2004 code | + | CS00 shade |
|---------------|---|--------------|---|--------------|---|---------------|

HOW TO ORDER CUSTOM EF SKYLIGHTS

Up to 23 sq ft | Min RO: 14 ½" W or H | Max RO: 72" W or H

EF CUSTOM FINISH COLORS

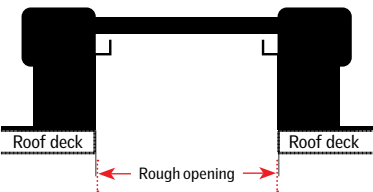
Other custom finish colors are available, call 1-800-888-3589 for pricing and lead time information.



Bone White Classic Bronze Black Dark Bronze Matte Silver Matte Copper Clad

We require exact rough opening (RO) dimensions for width and height

- width dimension parallel to ridge
- height
- Call **1-800-888-3589** for pricing and lead time



UNIT SKYLIGHTS

Curb-Mounted GSM SkyMax



GSM Fixed

Now standard with VELUX Cool Grey Finish



GSM Roof Pitch

CUSTOM SIZES up to 35 sq ft

1-888-878-3589
Call Commercial Team for custom size pricing

- Sizes are based upon the outside curb dimension (OCD).
- For use with site-built curb and flashing minimum 3 1/2" Curb.
- Available custom finish colors and copper cladding.



SIZE - W" x H"

| Description | 4896 | 5199 |
|------------------------|-----------------|------------------|
| Inside Curb Dimension | 45 x 93 | 48 x 96 |
| Outside Curb Dimension | 48 x 96 | 51 x 99 |
| Max Skylight Clearance | 49 1/4 x 97 1/4 | 52 1/4 x 100 1/4 |

BASE MODEL - Clean, Quiet & Safe Glass

| Price/Delivery | 4896 | 5199 |
|----------------------------------|-----------|-----------|
| Solarban 70XL Clear Code 0090 | \$2,393/B | \$2,453/R |

NEW STOCK SIZES

OPTIONAL MODELS¹ - Other glass options available as custom.

¹Lead time/size availability may vary from base model. Additional models do not apply to custom sizes.

Order Code Example

| GSM | + | 4896 | + | 0090 |
|---------|---|------|---|------|
| product | | size | | code |

Call 1-800-888-3589 for sizes 4896 and 5199 listed above.

HOW TO ORDER CUSTOM GSM SKYMAX SKYLIGHTS

Up to 35 sq ft (OCD) | Min OCD: 17 1/2" W or H | Max OCD: 120" W or H

SKYMAX CUSTOM FINISH COLORS

Other custom finish colors are available, call 1-800-888-3589 for pricing and lead time information.

| | | | | | |
|------------|----------------|-------|-------------------|--------------|-------------|
| | | | | | |
| Bone White | Classic Bronze | Black | Dark Bronze Matte | Silver Matte | Copper Clad |

We require exact outside curb dimensions (OCD) for width and height

- _____ width *dimension parallel to ridge*
- _____ height
- Call Commercial Team **1-800-888-3589** for custom size pricing

SUN TUNNEL® SKYLIGHTS

Rigid/Flex



TGR

Rigid One-piece Low-profile Metal Flashing



TGF

Flexible One-piece Low-profile Metal Flashing



TMR

Rigid Pitched One-piece Metal Flashing



TMF

Flexible Pitched One-piece Metal Flashing



TLR

Rigid Low-profile Flat Glass



TCR

Rigid Curb Metal Flashing



14° - 60°
3:12 - 20:12°

TGR, TMR,
TSR, TGF,
TMF, TLR



0° - 60°
0:12 - 20:12°

TCR



10" Sun Tunnel®

| Description | TGR 010 | TSR 010 | TMR 010 |
|---|---------|---------|---------|
| Tunnel length with kit Rigid kits include 2 elbows & 24" extension | 48" | 48" | 48" |
| Tunnel type | Rigid | Rigid | Rigid |
| Maximum recommended installation length | 20' | 20' | 20' |
| Dome/Flashing | TGR 010 | TSR 010 | TMR 010 |
| Acrylic Dome Shingle/shake roof Code 0000 Delivery S | \$275 | N/A | \$275 |
| Impact Dome Shingle/shake roof Code 1000 Delivery T | \$296 | N/A | \$296 |
| Acrylic Dome Plastic and metal flashing - shingle/shake roof Code 0000 Delivery S | N/A | \$201 | N/A |



14" Sun Tunnel®

| Description | TGR 014 | TMR 014 | TLR 014 | TCR 014 | TMF 014 | TGF 014 |
|---|---------|---------|---------|---------|----------|----------|
| Tunnel length with kit Rigid kits include 2 elbows & 24" extension | 48" | 48" | 48" | 48" | 8' | 8' |
| Tunnel type | Rigid | Rigid | Rigid | Rigid | Flexible | Flexible |
| Maximum recommended installation length | 30' | 30' | 30' | 30' | 8' | 8' |
| Dome/Flashing | TGR 014 | TMR 014 | TLR 014 | TCR 014 | TMF 014 | TGF 014 |
| Flat Glass Shingle/shake roof Code 2000 Delivery S | N/A | N/A | \$550 | N/A | N/A | N/A |
| Acrylic Dome Shingle/shake roof Code 0000 Delivery S | \$385 | \$385 | N/A | \$438 | \$351 | \$351 |
| Impact Dome Shingle/shake roof Code 1000 Delivery T | \$406 | \$406 | N/A | \$459 | \$372 | \$372 |



22" Sun Tunnel®*

| Description | TGF 022 | TGR 022 |
|---|----------|---------|
| Tunnel length with kit Rigid kits include 2 elbows & 24" extension Subtract approximately 6" for flashing | 8' | 48" |
| Tunnel type | Flexible | Rigid |
| Maximum recommended installation length | 12' | 40' |
| Dome/Flashing | TGF 022 | TGR 022 |
| Acrylic Dome Shingle Code S1000 Delivery S (Ships in multiple boxes) | \$471 | N/A |
| Impact Dome Shingle Code 1000 Delivery T | \$501 | \$735 |
| Acrylic Dome Shingle - ships in multiple boxes Code S0000 Delivery F | N/A | \$704 |

GO
SOLAR

Save Big*

Add a Solar Night Light to the purchase of a rigid Sun Tunnel® and your homeowners become eligible for a Federal Solar Tax Credit on the entire purchase, including installation!

| Order Code | TMR | 010 | 0000 | SL |
|------------|---------|------|------|-------|
| Example | Product | size | code | light |

*For more information visit: veluxusa.com/go-solar
Only available for Rigid Residential Sun Tunnel®

Sun Tunnel Accessories on pages 44 and 45.

SUN TUNNEL® SKYLIGHTS

Wildfire Glass



TZR/TZRL
Wildfire Glass Curb-Mount



TZRQ
Wildfire Glass Pan-Flashed



TZR



TZRQ
TZRL



14" Sun Tunnel®

| Description | TZR 014 | TZRL 014 | TZRQ 014 |
|--|--------------|------------------------|-------------|
| Tunnel length with kit Rigid kits include 2 elbows & 24" extension | 64" | 64" | 52" |
| Tunnel type | Rigid | Rigid | Rigid |
| Maximum recommended installation length | 30' | 30' | 30' |
| Flashing | Not included | Step-flashing Included | Pan-flashed |
| Model | TZR 014 | TZRL 014 | TZRQ 014 |
| Wildfire Glass Shingle/tile (TZR, TZRL), shingle (TZRQ) Code 2A00 Delivery F | \$465 | \$515 | \$463 |
| Impact Glass Shingle/tile (TZR, TZRL), shingle (TZRQ) Code 1A00 Delivery T | \$486 | \$536 | \$484 |
| ECW 014Z Curb Mounted Flashing - Tile Delivery F | \$165 | N/A | N/A |

NEW

FLAT ROOF SKYLIGHTS

Curb-Mounted CG2



CG2 Acrylic Double Dome



CG2 Roof Pitch

CUSTOM SIZES 1-888-878-3589
Call for custom size pricing

- Neutral gray exterior color.
- Encapsulated inner frame is 100% thermally broken.



SIZE - W" x H"

| Description (previous size) | | 225225 (2525) | 225465 (2549) | 305305 (3333) | 345345 (3737) | 465465 (4949) |
|--------------------------------|--------|------------------------|-----------------------|------------------------|------------------------|------------------------|
| Outside Curb | | 25 ½ x 25 ½ | 25 ½ x 49 ½ | 33 ½ x 33 ½ | 37 ½ x 37 ½ | 49 ½ x 49 ½ |
| Maximum Skylight Clearance | | 26 11/16 x 26 11/16 | 26 11/16x 50 11/16 | 34 11/16 x 34 11/16 | 38 11/16 x 38 11/16 | 50 11/16 x 50 11/16 |
| Glazings | Code | \$/Delivery | \$/Delivery | \$/Delivery | \$/Delivery | \$/Delivery |
| Clear over clear | 0A1A1S | \$282/S | \$374/S | \$411/S | \$474/S | \$626/S |
| Clear over white | 0A1A2M | \$289/R | \$398/R | \$418/R | \$481/R | \$667/R |

Please contact Customer Service 800-888-3589 for sizes above in bronze over clear glazing.

FLAT ROOF SKYLIGHTS


Curb-Mounted CFP/CXP



CFP Fixed Base with CurveTech Protective Top Cover



CFP Fixed Base with Polycarbonate Protective Top Cover



CXP Hatch with Polycarbonate Protective Cover



CFP/CXP Roof Pitch



SIZE CFP - W" x H"

| Description | 060060 | 060090 | 080080 | 090120 | 120120 | 150150 |
|----------------|---------------------|-------------------|-------------------|------------------|-------------------|-----------------|
| Rough Opening | 23 5⁄8 x 23 5⁄8 | 23 5⁄8 x 35 7⁄16 | 31 1⁄2 x 31 1⁄2 | 35 7⁄16 x 47 1⁄4 | 47 1⁄4 x 47 1⁄4 | 59 x 59 |
| Exterior Frame | 30 11⁄16 x 30 11⁄16 | 30 11⁄16 x 42 1⁄2 | 38 7⁄16 x 38 7⁄16 | 42 1⁄2 x 54 5⁄16 | 54 5⁄16 x 54 5⁄16 | 66 1⁄8 x 66 1⁄8 |

1 CFP Fixed Base Unit ISD Top Cover required when purchasing CFP fixed base unit

| Fixed CFP | 060060 | 060090 | 080080 | 090120 | 120120 | 150150 |
|--------------------------|--------|--------|--------|--------|--------|--------|
| Code 0073QV Delivery G | \$246 | \$294 | \$310 | \$399 | \$450 | \$632 |



- Laminated thermal pane for added safety, sound control, and thermal protection
- Insulated PVC frame

2 ISD Top Cover choose curved glass or polycarbonate

| Curved Glass ISD | 060060 | 060090 | 080080 | 090120 | 120120 | 150150 |
|------------------------|--------|--------|--------|--------|--------|--------|
| Code 1093 Delivery G | \$415 | \$442 | \$459 | \$589 | \$642 | N/A |




- CurveTech glass lets rainwater easily roll off for a clean look while preventing leaks
- Tempered glass is virtually scratch-proof, providing a durable layer of protection
- Unique curved glass with a modern and innovative design

| Polycarbonate ISD | 060060 | 060090 | 080080 | 090120 | 120120 | 150150 |
|------------------------|--------|--------|--------|--------|--------|--------|
| Code 0010 Delivery G | \$140 | \$167 | \$184 | \$314 | \$367 | \$472 |



- Durable, impact-resistant polycarbonate
- Edge-to-edge counter flashing leak protection
- Rain rolls off easily for a clean look

CXP Hatch With Polycarbonate Top Cover both required



- Hatch CXP with Polycarbonate ISD 0010
- Insulated PVC frame
 - Laminated thermal pane for added safety, sound control, and thermal protection
 - Opens manually up to 60° for roof access

SIZE CXP - W" x H"

| Description | 090120 | 100100 | 120120 |
|--|------------------|-------------------|-------------------|
| Rough Opening | 35 7⁄16 x 47 1⁄4 | 39 3⁄8 x 39 3⁄8 | 47 1⁄4 x 47 1⁄4 |
| Exterior Frame | 42 1⁄2 x 54 5⁄16 | 46 7⁄16 x 46 7⁄16 | 54 5⁄16 x 54 5⁄16 |
| Top cover | 090120 | 100100 | 120120 |
| Polycarbonate ISD Code 0010 Delivery G | \$314 | \$283 | \$367 |
| Base unit (Required) | 090120 | 100100 | 120120 |
| Hatch CXP Code 0473Q Delivery G | \$1,046 | \$1,000 | \$1,178 |

Note: Must order both base unit and top cover to make a complete skylight unit. Base and cover will ship and invoice separately.

SKYLIGHT FLASHING

Deck-Mounted Combi-Flashing™



EKL
low-profile roofing material
shingles/shakes

EKW
high-profile roofing material
tile/corrugated metal



14° - 85°









3:12 - 137:12

EKL/EKW Roof Pitch

- Combi-Flashing™ allows for large installations of multiple skylights.
- Must specify vertical gutter spacing when ordering. May be from 2.5" to 12" in 1/2" increments. Combi-Flashings™ with gutters 4.5" or wider have additional charges.
- Only the 2.5", 3", 3.5" and 4" gutters are stocked; all other widths are special order and carry a 15-day production time.
- 1 x (over/under) combinations have 4" horizontal gutter only.
- EKW has 4" gutter side by side configuration only,
- Gutter sizes listed are frame to frame – RO to RO will be ½" larger, ex. 3" listed gutter = 3.5" RO to RO.



SIZE

| Description | | C01 | C04 | C06 | C08 | C12 | M02 | M04 | M06 | M08 | S01 | S06 |
|---|-----------------------------|---------|---------|---------|---------|---------|---------|---------|---------|---------|---------|---------|
| 1 by 2 Flashing Configuration | | | | | | | | | | | | |
|  | EKL Low-Profile Delivery T | \$298 | \$298 | \$298 | \$325 | \$325 | \$324 | \$324 | \$324 | \$324 | \$367 | \$367 |
| 1 by 3 Flashing Configuration | | | | | | | | | | | | |
|  | EKL Low-Profile Delivery T | \$492 | \$492 | \$492 | \$519 | \$519 | \$535 | \$535 | \$535 | \$535 | \$609 | \$609 |
| 2 by 1 Flashing Configuration | | | | | | | | | | | | |
|  | EKL Low-Profile Delivery T | \$305 | \$305 | 305 | \$367 | \$367 | \$325 | \$325 | \$325 | \$325 | \$365 | \$365 |
| | EKW High-Profile Delivery T | Call | Call | Call | N/A | N/A | Call | Call | Call | Call | Call | Call |
| 2 by 2 Flashing Configuration | | | | | | | | | | | | |
|  | EKL Low-Profile Delivery T | \$723 | \$723 | \$723 | \$785 | \$785 | \$775 | \$775 | \$775 | \$775 | \$872 | \$872 |
| 2 by 3 Flashing Configuration | | | | | | | | | | | | |
|  | EKL Low-Profile Delivery T | \$1,141 | \$1,141 | \$1,141 | \$1,203 | \$1,203 | \$1,225 | \$1,225 | \$1,225 | \$1,225 | \$1,379 | \$1,379 |
| 3 by 1 Flashing Configuration | | | | | | | | | | | | |
|  | EKL Low-Profile Delivery T | \$472 | \$472 | \$472 | \$534 | \$534 | \$501 | \$501 | \$501 | \$501 | \$557 | \$557 |
| | EKW High-Profile Delivery T | Call | Call | Call | N/A | N/A | Call | Call | Call | Call | Call | Call |
| 3 by 2 Flashing Configuration | | | | | | | | | | | | |
|  | EKL Low-Profile Delivery T | \$1,087 | \$1,087 | \$1,087 | \$1,149 | \$1,149 | \$1,160 | \$1,160 | \$1,160 | \$1,160 | \$1,294 | \$1,294 |
| 4 by 1 Flashing Configuration | | | | | | | | | | | | |
|  | EKL Low-Profile Delivery T | \$639 | \$639 | \$639 | \$701 | \$701 | \$677 | \$677 | \$677 | \$677 | \$749 | \$749 |
| | EKW High-Profile Delivery T | Call | Call | Call | N/A | N/A | Call | Call | Call | Call | Call | Call |

Many other combinations can be made beyond what is listed in the pricing chart. Call customer service for more combi-flashing™ options and pricing. Measurement must be taken from rough opening to rough opening.

Large orders may require longer lead times. Combi-flashings™ are not available for models FCM, VCM, VCE, QPF, or VCS. VSS only available in side-by-side applications.

SKYLIGHT ACCESSORIES

Shades



Room-Darkening Double-Pleated

Unique honeycomb structure adds an extra layer of fabric to block bright sunlight.



Light-Filtering Single-Pleated


The single-pleated shades softly diffuse natural light, helping prevent glare.




Venetian


Lightweight, horizontal slats provide style and easy light control for any room.

In-Stock Shade Options


 **2-4 business days for delivery**

 **Up to 13 business days for delivery**


Room-Darkening, Double-Pleated




1045
White




1155
Beige



1163
Grey




1164
Grey Melange




1171
Dark Sand


Light-Filtering, Single-Pleated




1016
White




1259
Classic Sand



1275
Natural




1282
Dark Grey



1286
Jeans Blue

Venetian Manual



7001
White

**Available for roof windows only*

Solar-Powered In-Stock Shades - \$425 any size

| Skylight & Shade (type/model) | Room-Darkening, Double-Pleated | Light-Filtering, Single-Pleated | Venetian |
|---|--------------------------------|---------------------------------|----------|
| VSS/VSE | FSCH | FSLH | N/A |
| VS | FSCH | FSLH | |
| FS | FSCD | FSLD | |
| VCS/VCE/VCM/QPF | FSCC | FSLC | |
| FCM* - accessory tray needed + \$135 to shade price | FSCC | FSLC | |

**Manual shades are no longer available for skylights*

Manual In-Stock Roof Window Shades - \$225 any size

| Roof Windows & Shade (type/model) | Room-Darkening, Double-Pleated | Light-Filtering, Single-Pleated | Venetian |
|-----------------------------------|--------------------------------|---------------------------------|----------|
| GPU/GXU/GGU | FHC | FHL | PAL |

*White only. All other colors subject to lead times up to 8 weeks.


How to find the model and size code on your skylight




Special Order Shade Options - ships separately from skylight

 **14 business days for delivery**


Room-Darkening, Double-Pleated




1047
Charcoal




1049
Golden Beige




1156
Blue




1165
Light Brown




1166
Ivory




1167
Orange




1168
Dusty Green




1169
Light Blue



1170
Dark Taupe




1172
Light Grey




1173
Petrol


Light Filtering, Single-Pleated




1256
Classic White




1274
Charcoal




1276
Dusty Brown




1277
Dusty Sand




1278
Beige




1279
Red Wine




1280
Forest Green




1281
Mint Green



1283
Light Beige



1284
Grey



1285
Soft Blue

Manual - Venetian, slats measure 1.375"



7057
Brushed Silver



7062
Matte Black



7063
Matte Grey



7064
Natural



7065
Taupe

Solar-Powered - Blackout, Flat Fabric



1025
White



0705
Grey



1085
Beige



1100
Blue



3009
Black



4556
Sand



4559
Dark Brown



4564
Orange



4574
Warm Grey



4575
Dusty Green



4576
Light Blue



4577
Taupe



4578
Soft Rose



4579
Natural



4580
Light Taupe



4581
Dark Petrol

Solar-Powered Special Order Shades - \$500 any size

| Skylight & Shade (type/model) | Room-Darkening, Double-Pleated | Light-Filtering, Single-Pleated | Blackout, Flat Fabric |
|---|--------------------------------|---------------------------------|-----------------------|
| VSS/VSE | FSCH | FSLH | DSH |
| VS | FSCH | FSLH | DSH |
| FS | FSCD | FSLD | DSD |
| VCS/VCE/VCM/QPF | FSCC | FSLC | DSC |
| FCM - accessory tray needed + \$135to shade price | FSCC | FSLC | DSC |

Manual Special Order Roof Window Shades - \$300 any size

| Roof Windows & Shade (type/model) | Room-Darkening, Double-Pleated | Light-Filtering, Single-Pleated | Venetian |
|-----------------------------------|--------------------------------|---------------------------------|----------|
| GPU/GXU/GGU* | FHC | FHL | PAL |

*Subject To Longer Lead Time Up To 8 Weeks

Order Code Example

| | | | | |
|-------------|---|---------------|---|-------------|
| FSCD | | C06 | | 1045 |
| shade model | + | skylight size | + | color code |

SKYLIGHT ACCESSORIES

Home Automation

VELUX Active Starter Kit

Includes Climate Sensor, Departure Switch, and Internet Gateway

| Model | Price | Delivery |
|------------|-------|----------|
| KIX 300 US | \$295 | S |



VELUX Active Indoor Climate Sensor

Additional sensor for other rooms with VELUX skylights

| Model | Price | Delivery |
|------------|-------|----------|
| KLA 300 US | \$114 | S |



VELUX Active Departure Switch

Additional departure switch

| Model | Price | Delivery |
|------------|-------|----------|
| KLN 300 US | \$58 | S |



Home Automation Integration Kit

Wirelessly control up to five groups of solar/ electric-powered skylights or shades

| Model | Price | Delivery |
|------------|-------|----------|
| KLF 200 US | \$251 | S |



Remotes & Electric

Basic Remote Control

Remote control allows users to operate skylights or shades from anywhere in the room

| Model | Price | Delivery |
|------------|-------|----------|
| KLI 310 US | \$111 | S |



Battery Backup

Provides limited operation of VSE, VCE skylights and electric shades during power outages

| Model | Price | Delivery |
|------------|-------|----------|
| KLB 100 WW | \$334 | S |



Installation Accessories

Trim Kit

Three 57 1/2" pieces. One kit will work for most sizes

| Model | Price | Delivery |
|----------|-------|----------|
| ZZZ 213B | \$44 | S |



Shade Accessory Tray

Needed for shade installation on Fixed Curb-Mounted Skylights (2222-4646). 2270 size now available when ordered separately

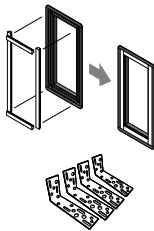
| Model | Price | Delivery |
|----------------|-------|----------|
| ZZZ 199 + size | \$135 | S |



Replacement Kit

4 pre-cut drywall groove filler pieces and 4 structural brackets. Use in deck-mounted applications Sizes: C01, C04, C06, C08, D06, D26, M02, M04, M06, M08, S01, S06


| Model | Price | Delivery |
|----------------|-------|----------|
| ZZZ 238 + size | \$55 | S |



Sun Screen Adapter Kit

Allows skylight models manufactured prior to January 1, 2010 to have special order shades. V-venting, F-fixed

| Model | Price | Delivery |
|----------|-------|----------|
| ZZZ 232V | \$42 | T |
| ZZZ 232F | \$42 | T |



Structural Brackets 4 brackets

Use in deck-mounted applications with an oversized rough opening

| Model | Price | Delivery |
|---------|-------|----------|
| ZZZ 219 | \$20 | T |



Installation Accessories

Additional Step Flashing Deck/Curb

Deck-mounted = 14 pieces - ZZZ 200 0000
Curb-mounted = 12 pieces - ZZZ 200 0000C

| Model | Price | Delivery |
|---------------|-------|----------|
| ZZZ 200 0000 | \$23 | S |
| ZZZ 200 0000C | \$26 | S |



Adhesive Underlayment

9" x 26' per roll

| Model | Price | Delivery |
|-----------|-------|----------|
| ZOZ 216 L | \$45 | S |



Manual Controls

Telescopic Rod 6'-10' Manual Skylights

For VS and VCM skylights from 1982 to present and sun screen accessories made prior to 2010

| Model | Price | Delivery |
|---------|-------|----------|
| ZCT 300 | \$52 | S |



Telescopic Rod 3'-6' Manual Shades

For operation of manual sun screen accessories

| Model | Price | Delivery |
|---------|-------|----------|
| ZXT 200 | \$41 | S |



Universal Extension 3'

Extension piece for telescopic rods. Extends control rods for an additional 3'

| Model | Price | Delivery |
|---------|-------|----------|
| ZCT 100 | \$18 | S |



Manual Controls

VS/VCM Crank Handle

Operate in-reach manual venting skylight

| Model | Price | Delivery |
|---------------|-------|----------|
| ZZZ 201 (VS) | \$11 | S |
| ZZZ 212 (VCM) | \$30 | S |



VS/VCM Replacement Hook

Replacement hook for out-of-reach manual venting skylight

| Model | Price | Delivery |
|---------------|-------|----------|
| ZZZ 202 (VS) | \$11 | S |
| ZZZ 211 (VCM) | \$11 | S |



Extension Chain Operator

Extension for manual crank handle or manual angle adaptor to make skylights easier to operate

| Model | Price | Delivery |
|---------|-------|----------|
| ZZZ 208 | \$24 | S |



Angle Adaptor for Chain Operator

Used in conjunction with the manual hook for out-of-reach applications to make the skylight easier to operate with a manual pole

| Model | Price | Delivery |
|---------|-------|----------|
| ZZZ 203 | \$39 | S |



Wildfire Screen

Made to meet California's strictest fire codes for new skylight installations, these screens are compatible with all our venting skylights.

| Model | Price | Delivery |
|----------------|-------------|----------|
| ZZZ 256 + size | \$25 - \$60 | F |



Solar Night Light

Provides low level light available for rigid tunnel only

| Model | Price | Delivery |
|---------|-------|----------|
| ZTZ 213 | \$34 | S |

*For more information visit: veluxusa.com/go-solar



Daylight Controller

Motorized variable positioning daylight control device. Requires ZZZ 233 Power Supply

| Model | 10" | 14" | Delivery |
|-------|-----|-------|----------|
| ZTP | N/A | \$286 | F |



Power Supply

Power supply for control devices

| Model | Price | Delivery |
|---------|-------|----------|
| ZZZ 233 | \$158 | F |



Universal Electric Light Kit

Designed to let Sun Tunnel® be a source of light at night and during the day

| Model | 10" | 14" | 22" | Delivery |
|---------|------|------|------|----------|
| ZTL 114 | \$58 | \$58 | N/A | S |
| ZTL 122 | N/A | N/A | \$64 | S |



Diffusion Enhancer - 6" band

Highly reflective obscure 6" band designed to diffuse direct sunlight

| Model | 10" | 14" | 22" | Delivery |
|---------|------|------|------|----------|
| ZTZ 209 | \$60 | \$62 | \$65 | S |



Tunnel

Rotation Coupler

Enables quick tunnel connections when getting around obstacles in the attic is required

| Model | 10" | 14" | Delivery |
|---------|------|------|----------|
| ZTZ 211 | \$44 | \$47 | S |



Elbows

Can be used at bottom, middle, or top of your installation - can form a 90 degree bend using multiple elbows with rotating couplers

| Model | 10" | 14" | 22" | Delivery |
|----------|------|------|-------|----------|
| ZTE 0000 | \$55 | \$77 | \$117 | S |



Rigid Tunnel 24" reflective tunnel sections

Available in bulk quantities

| Model | 10" | 14" | 22" | Delivery |
|--------------------|-------|-------|-------|----------|
| ZTR 2' - 1 unit | \$44 | \$61 | \$91 | S |
| ZTR 4' - 2 units | \$84 | \$117 | \$172 | S |
| ZTR 6' - 3 units | \$113 | \$156 | \$231 | S |
| ZTR 12' - 6 units | \$201 | \$281 | \$348 | S |
| ZTR 24' - 12 units | \$359 | \$510 | \$659 | S |



Suspension Wire Kit

12-gauge wire and fastener set to secure longer tunnel sections

| Model | Price | Delivery |
|---------|-------|----------|
| ZTZ 203 | \$27 | F |



Performance Enhancing

Energy Kit

Designed to increase energy efficiency; includes a thermal plate and a diffusing disc

| Model | 10" | 14" | 22" | Delivery |
|------------|------|------|------|----------|
| ZTC 0051US | \$45 | \$57 | N/A | S |
| ZTC 0041US | N/A | N/A | \$70 | S |



Exterior Fire Band

Designed to meet fire prevention requirements of building codes - not available for TSR 10"

| Model | 10" | 14" | 22" | Delivery |
|---------|------|------|-------|----------|
| ZZZ 192 | \$85 | \$94 | \$103 | F |



Vapor Barrier

Designed for protecting flashing components and ceiling opening from condensation

| Model | 10" | 14" | 22" | Delivery |
|-------|------|------|------|----------|
| ZTY | \$55 | \$55 | \$55 | T |



Decorative Diffusers

Simple way to enhance your ceiling and ensure that your diffuser film matches the décor and feel of the room

| Model | Description | 10" | 14" | Delivery |
|-----------------------------|-------------|------|------|----------|
| Micro Fresnel ZTB 4004US | | \$19 | \$31 | S |
| Triple Wave ZTB 4005US | | \$19 | \$31 | S |
| Brushed Metal ZTB 4006US | | \$19 | \$31 | S |
| Prismatic ZTB 4007US | | \$19 | \$31 | S |
| Bubbles ZTB 4008US | | \$19 | \$31 | S |
| Neutral light ZTB 4009US | | \$19 | \$31 | S |

Flashing

Curb-Mounted Flashing - Tile

Install on tile roofing material over 3/4" thickness for roof pitch 14-60° for TCR and TZR models

| Model | 10" | 14" | Delivery |
|---------------|-----|-------|----------|
| ECW 014 0000 | N/A | \$201 | S |
| ECW 014Z 0000 | N/A | \$165 | F |



Sun Tunnel® Flashing - Tile

Water-tight flashing without the use of sealants Only for TMR and TMF

| Model | 10" | 14" | Delivery |
|-------------|-------|-------|----------|
| ZTM 0000 50 | \$159 | \$174 | F |



ROOF WINDOWS

Top-Hinged GPU



GPU Top-hinged Roof Window



GPU Roof Pitch

- Designed for in-reach applications, such as bonus rooms or attics.
- Stocked GPU Units are for Roofs with a Maximum of 55° Roof Pitch.** Roofs with a pitch greater than 55° need to order GPU units with special springs.



Opens to a maximum of 45° to satisfy egress requirements for emergency escape.
(Available only for MK06, MK08, PK10, SK06, UK08)



Special order shade options
See page 41



SIZE - W" x H"

| Description | CK04 | CK06 | MK04 | MK06 | MK08 | PK10 | SK06 | UK08 |
|---------------|-----------------|-----------------|-----------------|-----------------|-----------------|-----------------|-----------------|------------------|
| Outside Frame | 21 3⁄8 x 38 1⁄2 | 21 3⁄8 x 46 3⁄8 | 30 3⁄4 x 38 1⁄2 | 30 3⁄4 x 46 3⁄8 | 30 3⁄4 x 55 | 37 1⁄8 x 63 | 44 7⁄8 x 46 3⁄8 | 52 3⁄4 x 55 1⁄16 |
| Rough Opening | 22 1⁄8 x 39 | 22 1⁄8 x 46 7⁄8 | 31 1⁄4 x 39 | 31 1⁄4 x 46 1⁄8 | 31 1⁄4 x 55 1⁄2 | 37 3⁄8 x 63 1⁄2 | 45 3⁄8 x 46 7⁄8 | 53 1⁄4 x 55 1⁄2 |

BASE MODEL

| Description | CK04 | CK06 | MK04 | MK06 | MK08 | PK10 | SK06 | UK08 |
|---|-------|-------|-------|-------|---------|---------|---------|---------|
| Laminated Glass Code 0070 Delivery T | \$870 | \$929 | \$920 | \$988 | \$1,059 | \$1,330 | \$1,184 | \$1,471 |

FLASHING

| Description | CK04 | CK06 | MK04 | MK06 | MK08 | PK10 | SK06 | UK08 |
|---|-------|-------|-------|-------|-------|-------|-------|-------|
| Step Flashing Asphalt Shingles, Wood Shakes, or Slate Up to 1⁄2 inch maximum thickness Code EDL Delivery T | \$108 | \$108 | \$118 | \$118 | \$118 | \$129 | \$174 | \$171 |
| High Profile Flashing Tile - Over 3⁄4 inch thickness Code EDW Delivery T | \$192 | \$204 | \$216 | \$216 | \$216 | \$248 | \$257 | \$248 |

All cladding components for roof windows are included in the flashing box. If VELUX flashing is not used, then ZWC cladding pieces must be ordered.

ACCESSORIES

| Description | CK04 | CK06 | MK04 | MK06 | MK08 | PK10 | SK06 | UK08 |
|--|------|------|------|-------|------|------|------|------|
| Manual Shade White, Room-Darkening, Double-Pleated Code FHC 1045 SWL Delivery T | | | | \$225 | | | | |
| Manual Shade White, Light-Filtering, Single-Pleated Code FHL 1016 SWL Delivery T | | | | \$225 | | | | |
| Manual Shade White Venetian Code PAL 7001 SWL Delivery T | | | | \$225 | | | | |
| Insect Screen Code ZIL 0000SWL Delivery T | | | | \$126 | | | | |

ROOF WINDOWS

Roof Access GXU



GXU Roof Access
Roof Window



GXU Roof Pitch

- Easy access to the outdoors.
- Designed for in-reach applications.



FK06 swings open to a 90° angle to satisfy egress requirements for emergency escape.
(Available only for FK06)



Special order shade options
See page 41



SIZE - W" x H"

| Description | CK06 | FK06 |
|---------------|-----------------|-----------------|
| Outside Frame | 21 3⁄8 x 46 3⁄8 | 26 x 46 3⁄8 |
| Rough Opening | 22 1⁄8 x 46 7⁄8 | 26 1⁄2 x 46 7⁄8 |

BASE MODEL

| Description | CK06 | FK06 |
|---|-------|---------|
| Laminated Glass Code 0070 Delivery T | \$976 | \$1,004 |

FLASHING

| Description | CK06 | FK06 |
|---|-------|-------|
| Step Flashing Asphalt Shingles, Wood Shakes, or Slate Up to 1⁄2 inch maximum thickness Code EDL Delivery T | \$108 | \$108 |
| High Profile Flashing Tile - Over 3⁄4 inch thickness Code EDW Delivery T | \$204 | \$209 |

All cladding components for roof windows are included in the flashing box. If VELUX flashing is not used, then ZWC cladding pieces must be ordered.

ACCESSORIES

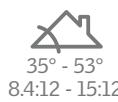
| Description | CK06 | FK06 |
|--|-------|-------|
| Manual Shade White, Room-Darkening, Double-Pleated Code FHC 1045 SWL Delivery T | \$225 | \$225 |
| Manual Shade White, Light-Filtering, Single-Pleated Code FHL 1016 SWL Delivery T | \$225 | \$225 |
| Manual Shade White Venetian Code PAL 7001 SWL Delivery T | \$225 | \$225 |
| Insect Screen Code ZIL 0000SWL Delivery T | \$126 | \$126 |

ROOF WINDOWS

Balcony GDL CABRIO™

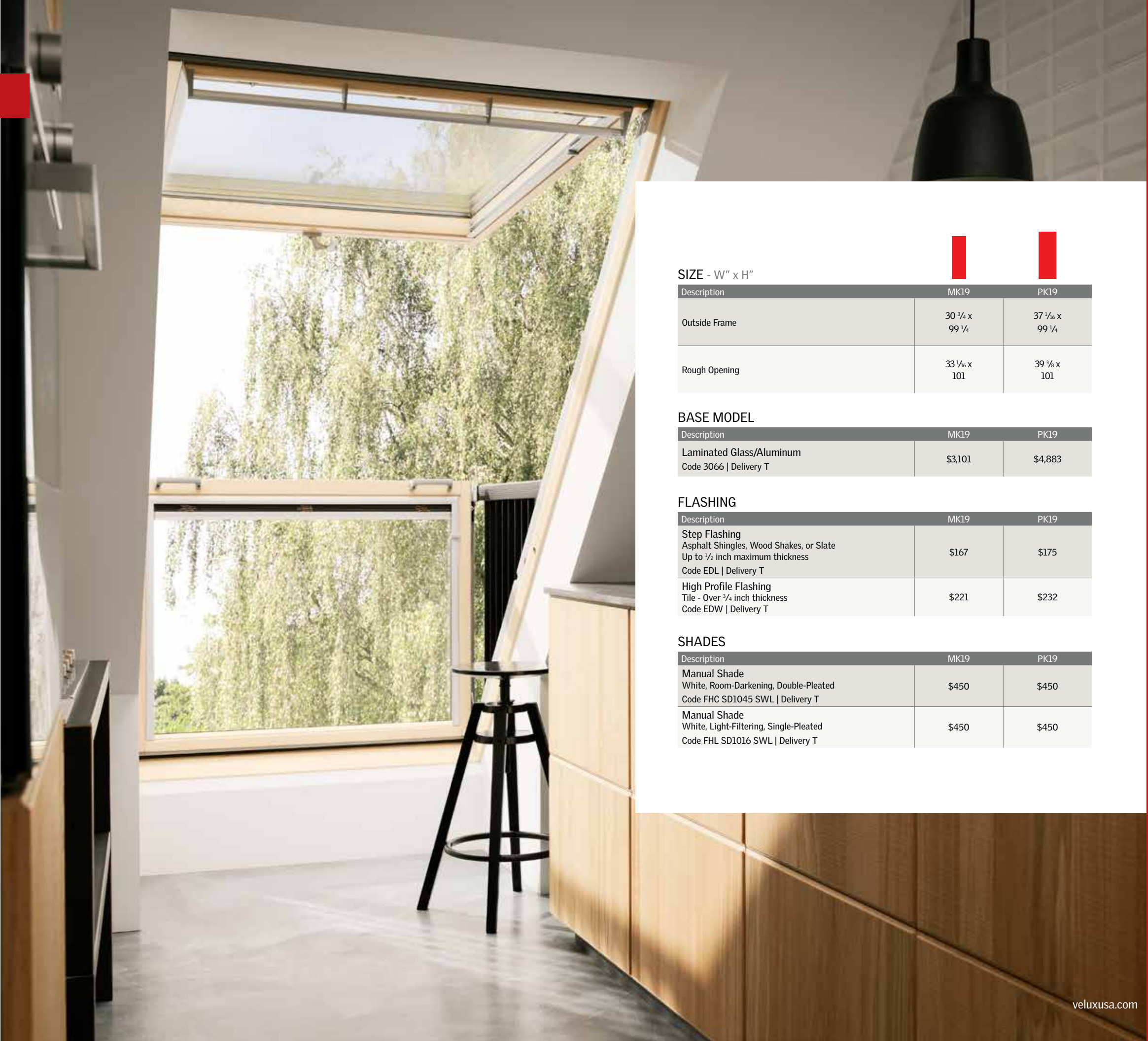


GDL CABRIO™ Balcony
Roof Window



GDL CABRIO™ Roof Pitch

- Dual-sash operation: top opens for ventilation and bottom opens outward to create a roof balcony.
- When the GDL CABRIO™ roof window is closed, a ventilation flap can be opened to provide a breath of fresh air, even if it is raining outside.
- For in-reach application only.



SIZE - W" x H"

| Description | MK19 | PK19 |
|---------------|-----------------|------------------|
| Outside Frame | 30 3⁄4 x 99 1⁄4 | 37 1⁄16 x 99 1⁄4 |
| Rough Opening | 33 1⁄16 x 101 | 39 3⁄8 x 101 |

BASE MODEL

| Description | MK19 | PK19 |
|--|---------|---------|
| Laminated Glass/Aluminum Code 3066 Delivery T | \$3,101 | \$4,883 |

FLASHING

| Description | MK19 | PK19 |
|---|-------|-------|
| Step Flashing Asphalt Shingles, Wood Shakes, or Slate Up to 1⁄2 inch maximum thickness Code EDL Delivery T | \$167 | \$175 |
| High Profile Flashing Tile - Over 3⁄4 inch thickness Code EDW Delivery T | \$221 | \$232 |

SHADES

| Description | MK19 | PK19 |
|--|-------|-------|
| Manual Shade White, Room-Darkening, Double-Pleated Code FHC SD1045 SWL Delivery T | \$450 | \$450 |
| Manual Shade White, Light-Filtering, Single-Pleated Code FHL SD1016 SWL Delivery T | \$450 | \$450 |

ROOF WINDOWS

Center-Pivot GGU



GGU Center-Pivot
Roof Window



GGU Roof Pitch

- Easy to open and quick to close with the top control bar.
- For in-reach application only.



Special order shade options
See page 41



SIZE - W" x H"

| Description | CK02 | CK04 | CK06 | FK04 | FK06 | FK08 | MK04 | MK06 | MK08 | MK10 | PK06 | PK08 | PK10 | SK06 | SK08 | UK04 | UK08 |
|---------------|-----------------|-----------------|-----------------|-------------|-----------------|-----------------|-----------------|-----------------|-----------------|-----------------|-----------------|-----------------|-----------------|-----------------|-----------------|-----------------|-----------------|
| Outside Frame | 21 5⁄8 x 30 5⁄8 | 21 5⁄8 x 38 1⁄2 | 21 5⁄8 x 46 3⁄8 | 26x 38 1⁄2 | 26 x 46 3⁄8 | 26 x 55 | 30 3⁄4 x 38 1⁄2 | 30 3⁄4 x 46 3⁄8 | 30 3⁄4 x 55 | 30 3⁄4 x 63 | 37 1⁄8 x 46 3⁄8 | 37 1⁄8 x 55 | 37 1⁄8 x 63 | 44 7⁄8 x 46 3⁄8 | 44 7⁄8 x 55 | 52 3⁄4 x 38 1⁄2 | 52 3⁄4 x 55 1⁄8 |
| Rough Opening | 22 1⁄8 x 31 1⁄8 | 22 1⁄8 x 39 | 22 1⁄8 x 46 7⁄8 | 26 1⁄2 x 39 | 26 1⁄2 x 46 7⁄8 | 26 1⁄2 x 55 1⁄2 | 31 1⁄4 x 39 | 31 1⁄4 x 46 7⁄8 | 31 1⁄4 x 55 1⁄2 | 31 1⁄4 x 63 1⁄2 | 37 5⁄8 x 46 7⁄8 | 37 5⁄8 x 55 1⁄2 | 37 5⁄8 x 63 1⁄2 | 45 3⁄8 x 46 7⁄8 | 45 3⁄8 x 55 1⁄2 | 53 1⁄4 x 39 | 53 1⁄4 x 55 1⁄2 |

BASE MODEL

| Description | CK02 | CK04 | CK06 | FK04 | FK06 | FK08 | MK04 | MK06 | MK08 | MK10 | PK06 | PK08 | PK10 | SK06 | SK08 | UK04 | UK08 |
|---|-------|-------|-------|-------|-------|-------|-------|-------|-------|-------|-------|-------|-------|-------|-------|-------|---------|
| Laminated Glass Code 0070 Delivery N | \$593 | \$635 | \$678 | \$678 | \$727 | \$776 | \$672 | \$721 | \$773 | \$818 | \$812 | \$885 | \$971 | \$864 | \$983 | \$971 | \$1,074 |

FLASHING

| Description | CK02 | CK04 | CK06 | FK04 | FK06 | FK08 | MK04 | MK06 | MK08 | MK10 | PK06 | PK08 | PK10 | SK06 | SK08 | UK04 | UK08 |
|--|-------|-------|-------|-------|-------|-------|-------|-------|-------|-------|-------|-------|-------|-------|-------|-------|-------|
| Step Flashing Code EDL Delivery T | \$108 | \$108 | \$108 | \$108 | \$108 | \$108 | \$118 | \$118 | \$118 | \$118 | \$129 | \$129 | \$129 | \$174 | \$174 | \$171 | \$171 |

All cladding components for roof windows are included in the flashing box. If VELUX flashing is not used, then ZWC cladding pieces must be ordered.

ACCESSORIES

| Description | CK02 | CK04 | CK06 | FK04 | FK06 | FK08 | MK04 | MK06 | MK08 | MK10 | PK06 | PK08 | PK10 | SK06 | SK08 | UK04 | UK08 |
|--|--------|-------|-------|--------|-------|-------|--------|-------|-------|--------|--------|--------|-------|-------|--------|-------|-------|
| Manual Shade White, Room Darkening, Double-Pleated Code FHC 1045 SWL Delivery T | \$225N | \$225 | \$225 | \$225N | \$225 | \$225 | \$225N | \$225 | \$225 | \$225 | \$225N | \$225N | \$225 | \$225 | \$225N | \$225 | \$225 |
| Manual Shade White, Light-Filtering, Single-Pleated Code FHL 1016 SWL Delivery T | \$225N | \$225 | \$225 | \$225N | \$225 | \$225 | \$225N | \$225 | \$225 | \$225N | \$225N | \$225N | \$225 | \$225 | \$225N | \$225 | \$225 |
| Manual Shade White Venetian Code PAL 7001 SWL Delivery T | \$225 | \$225 | \$225 | \$225 | \$225 | \$225 | \$225 | \$225 | \$225 | \$225 | \$225 | \$225 | \$225 | \$225 | \$225 | \$225 | \$225 |
| Insect Screen Code ZIL 0000SWL Delivery T | \$126 | \$126 | \$126 | \$126N | \$126 | \$126 | \$126N | \$126 | \$126 | \$126N | \$126N | \$126N | \$126 | \$126 | \$126N | \$126 | \$126 |

ARCHITECTURAL SKYLIGHTS

Architectural Series
Classic and Pinnacle Models


Architectural Series Skylights
are all Custom Built

CUSTOM SIZES 1-888-878-3589
Call for information and pricing

- Unlimited design capabilities to create spectacular daylighting applications.
- Capable of spanning up to 40 feet.
- Choose from a broad range of interior and exterior finishes.
- Broad range of glass options to select from, including hurricane-rated, electrochromic, photovoltaic, and insulated glass, or cellular polycarbonate with option for aerogel fill.
- Available in standard or custom sizes, both with reliable engineering, construction, and installation.
- All available at an affordable price.




An innovative series for
custom skylight designs



Double Pitch



Octagonal Pyramid




Structural Ridge



Square Pyramid



Extended Pyramid



Single Pitch

CUSTOM SIZES

Call for information and pricing 1-888-878-3589

ARCHITECTURAL SKYLIGHTS

Architectural Series
Low-Profile Models

Architectural Series Skylights
are all Custom Built

CUSTOM SIZES 1-888-878-3589
Call for information and pricing

- Unlimited design capabilities to create spectacular daylighting applications.
- Unlimited span capabilities, which requires structural support by others.
- Broad range of interior and exterior finishes to choose from.
- Broad range of glass options to select from, including hurricane-rated, electrochromic, photovoltaic, and insulated glass, or cellular polycarbonate with option for aerogel fill.
- Available in standard or custom sizes, both with reliable engineering, construction, and installation.
- All available at an affordable price.




An innovative series for
custom skylight designs



CUSTOM SIZES
Call for information and pricing 1-888-878-3589

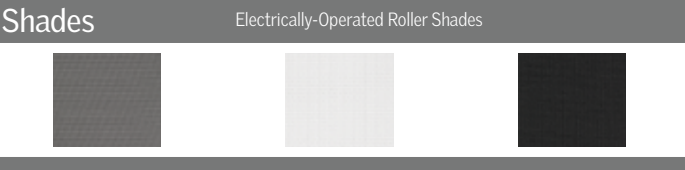
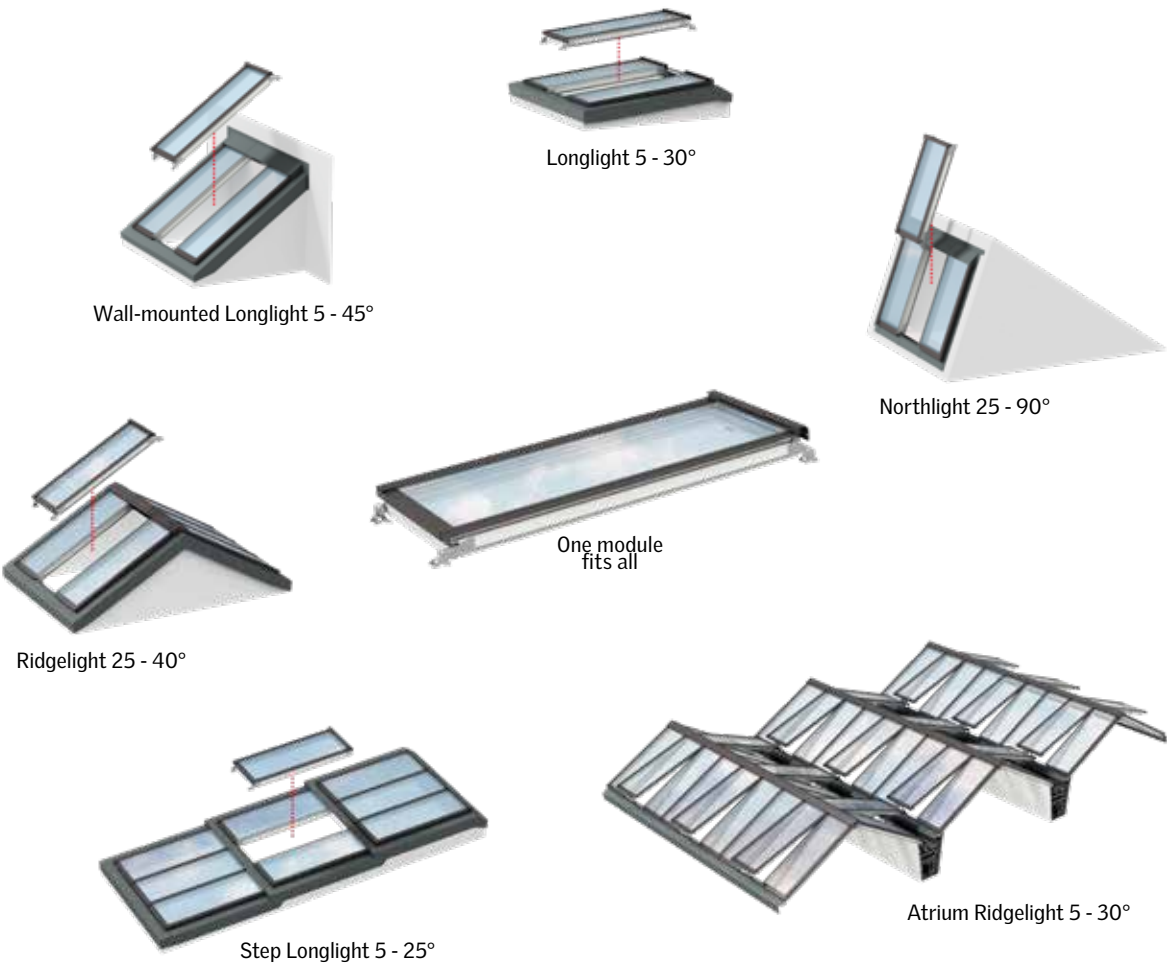
ARCHITECTURAL SKYLIGHTS

VELUX Modular Skylights



- Pre-glazed module with 100% prefabricated components and unique bracket system guarantees a predictable installation process
- Watertight design ensures moisture protection without need for sealants
- Hidden chain actuators allow modules to vent allowing fresh air into the building
- Internal shades can be pre-installed allowing for shading throughout the day
- Velux Modular Skylight systems available for roof pitches between 0°-90°
Email commercialestimating.us@velux.com for details.

The unique bracket system that makes every single module fit every solution.



Delivery time approximately 10-15 weeks for product and shades
**The installer is responsible for curb-flashing material and installation of the curb to the roof.

VELUX America LLC
450 Old Brickyard Road
PO Box 5001
Greenwood, SC 29648-5001
Tel 1-800-888-3589
veluxusa.com
whyskylights.com

Bringing light to life

Non-dealer disclaimer

List prices shown do not include shipping and handling cost, delivery cost by your local VELUX Dealer or applicable sales tax. Final unit pricing can be 10-15%+ higher depending on your location, services provided and final delivery of the skylight to the job site. Many of the skylights do not include flashings or shades. These can be purchased separately.

All VELUX skylights, roof windows, Sun Tunnel® Skylights, flashing kits and shades must be purchased through a qualified VELUX dealer. Please see the "Where To Buy" section of veluxusa.com website for a list of VELUX dealers near you.

NOTICE: ALL GLASS MAY BE SUBJECT TO UNEXPECTED AND SPONTANEOUS BREAKAGE in rare circumstances due to imperfections in the glass that are undetectable during the manufacturing and inspection process by the manufacturer of the glass and VELUX.

VELUX offers the choice of laminated or tempered glass skylights. Impact glass and comfort plus glass are all types of laminated glass. Comfort glass is a type of tempered glass. Laminated glass is a combination of two or more glass sheets with one or more interlayers of plastic (PVB) or resin. In case of breakage, the interlayer is designed to hold the fragments together. Tempered glass does not contain an interlayer to hold the fragments together. Instead, tempered glass is designed to break into small, pebble-like pieces. When tempered glass breaks, pieces of glass come loose and may strike an individual.

CONSULT LOCAL REGULATIONS AND/OR BUILDING MATERIAL CONSULTANTS TO DETERMINE WHICH TYPE OF GLASS IS RIGHT FOR YOU OR IF LAMINATED GLASS IS REQUIRED IN YOUR APPLICATION.

VELUX®

The VELUX Group creates better living environments with daylight and fresh air through the roof. The VELUX product program contains a wide range of roof windows and skylights, along with solutions for flat roofs. The Group also supplies many types of decoration and sun screening, roller shutters, installation products, products for remote control for installation in roofs. The VELUX Group, which has manufacturing companies in 11 countries and sales companies in just under 40 countries, represents one of the strongest brands in the global building materials sector and its products are sold in most parts of the world. The VELUX Group has about 10,000 employees and is owned by VKR Holding A/S, a limited company wholly owned by foundations and family. For more details, visit velux.com.

XUS 20185-0122 • ©2022 VELUX Group • VELUX®, VELUX logo are registered trademarks • VELUX Sun Tunnel® is a trademark of VELUX Group. • HGTV, HGTV Dream Home, HGTV Dream Home Giveaway, HGTV Smart Home, HGTV Smart Home Giveaway, HGTV Urban Oasis, HGTV Urban Oasis Giveaway and their associated logos are trademarks of Discovery or its subsidiaries and affiliates. Photos © 2018 - 2022 Discovery or its subsidiaries and affiliates. All rights reserved.