

# THE BEST & LAST ROOF COATING YOU'LL EVER USE!



## GACOROOF IS IDEAL FOR:

- Aged Asphalt\*
- Aged EPDM and TPO/CPA†
- Built-Up
- Cap Sheet
- Composite
- Concrete
- Fiberglass
- Metal
- Modified Bitumen
- Torchdown
- Sprayed Polyurethane Foam
- Most Existing Coatings
- Low-Pitched Roofs
- Flat Roofs
- Mobile Homes
- RVs & Campers

\*Not for use on 3-tab asphalt or architectural shingles.

†May require GacoFlex E5320 2-Part Epoxy Primer/Filler.  
Verify adhesion with a GacoRoof Adhesion Test Kit.

**WHITE**  
GR1600

**GRAY**  
GR1628

**GREEN**  
GR1626

**LIGHT TAN**  
GR1670

**RUSTIC**  
GR1671

**MEDIUM BLUE**  
GR1672

**BLACK**  
GR1673

**BROWN**  
GR1674

**RED**  
GR1675

Note: Colors shown are printed representations of product color. Actual color may vary slightly due to surface texture, application technique and lighting conditions.

## FLIP OVER TO COMPARE FOR YOURSELF...

GACOROOF.COM 866 422 6489

**GacoFlex**<sup>®</sup>  
by Gaco Western<sup>®</sup>

# COMPARE FOR YOURSELF



Warranty

Can Be Applied  
Between 32°F and 120°F

Withstands Permanent  
Ponding Water

Primer/Basecoat  
Required?

Recoating Required?

**GacoRoof**

**Limited  
50-Year**

**YES**

**YES**

**NO\***

**NO**

Brand X

5-10 Years

NO

NO

YES

YES

- 2 coat application of same product  
Brand X requires multiple products
- Withstands permanent ponding water  
Brand X is 48 hours only
- Temperature application range 32°-120°F  
Brand X is 50°-90° F
- 1-12 hour cure time, dry to the touch  
Brand X is 24-48 hours
- 1 gallon = 100 sq. ft. per coat  
Brand X is 1.5 gallons
- Can be used on flat roofs  
Brand X requires 1/4" slope
- Can be rained on after 2 hours  
Brand X requires no rain, dew or fog  
within 24-48 hours
- Permanently flexible  
Brand X becomes brittle and begins to  
degrade over time
- Recoat can be done after cure time  
Brand X may require 24 hours before recoat
- Silicone Roof Coating  
Brand X sells all acrylic roof coatings
- Ponding waterproof  
Brand X is ponding water resistant
- 50 year warranty  
Brand X 5-10 year warranty
- No polyester mat between coats  
Brand X requires polyester mat
- UV resistant  
Brand X loses mil thickness due to UV exposure
- 22 mil system  
Brand X is 48-60 mil

\*Certain applications may require GacoFlex E5320 2-Part Epoxy  
Primer/Filler. Verify adhesion with a GacoRoof AdhesionTestKit.

**GACOROOF.COM 866 422 6489**

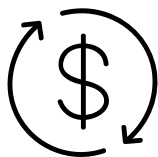
**GacoFlex®**  
by Gaco Western®

# Gaco<sup>TM</sup> Patch

Silicone  
Roof  
Sealant

## WHEN A PATCH NEEDS TO BE PERMANENT

GacoPatch is a flashing grade, stand-alone silicone roof sealant designed to be installed in a single application on a variety of roof types including asphalt, single ply, metal, and most existing coatings.



### NO PRIMER NEEDED<sup>1</sup>


Reducing labor time and eliminating the cost of additional products.

<sup>1</sup>Over most substrates.



### LONG TERM REPAIR SOLUTION

Does not contain asphalts or acrylics and is extremely durable.



### FLASHING GRADE


Fabric reinforcement is not normally required.



### DAMP SURFACES

Can be applied to damp surfaces<sup>2</sup>.

<sup>2</sup>Standing water should first be removed.



### UV STABLE

Does not require a top coat. GacoPatch will not chalk, crack or peel.

## EXAMPLES OF POSSIBLE APPLICATIONS:

Control Joints<sup>3</sup> | Coping Joints<sup>3</sup> | Fishmouths<sup>3</sup> | Gutter Seams  
Small Membrane Holes | Surface Cracks<sup>3</sup>

<sup>3</sup>May require the use of sacrificial tape.

For more information call **800.331.0196** or visit **Gaco.com**.

# Gaco<sup>TM</sup>



**With** BleedTrap Base Coat

**Without** BleedTrap Base Coat



## What Causes Bleed Through?

Asphalt roofs, such as smooth built up roofing (BUR) and modified bitumen (ModBit) are made with several components including oils and plasticizers that migrate to a roof's surface and change color when exposed to UV rays.

Even after a silicone coating is applied, the oily liquids will exude through the silicone coating until it reaches the surface. The result - dark staining on the roof, commonly known as bleed through.

GacoFlex A4271 BleedTrap Base Coat can help prevent bleed through.

# GacoFlex™ A4271 BleedTrap™ Acrylic Base Coat for Asphalt Roofing

Developed to maintain the fresh color of a newly coated roof, GacoFlex A4271 BleedTrap Acrylic Base Coat for asphalt roofing helps inhibit bleed-through of oil commonly found in substrates containing bitumen.

This single component, easy to apply water-based sealer helps preserve the aesthetic and reflectivity of coatings on asphaltic roofing systems. This includes built up roofing (BUR), modified bitumen (ModBit), and smooth or granulated asphaltic roofing membranes.

Tinted red to help ensure consistent coverage, A4271 BleedTrap Base Coat is fast drying, contributing to quicker turn-around for your coating installation.

A4271 BleedTrap Base Coat is part of a full system of integrated Gaco products and should be used with a GacoFlex acrylic or silicone coating, such as the S42 series, for optimum performance of a newly re-covered roof.



800 456 4226  
gaco.com

# GacoFlex A4271 BleedTrap™

## Acrylic Base Coat for Asphalt Roofing | July 2018

<b>DESCRIPTION</b>	GacoFlex A4271 BleedTrap Base Coat for Asphalt Roofing is a single-component, easy-to-apply water-based sealer for use on roofing substrates containing bitumen, including built-up roofing (BUR), all types of ModBit, and smooth or granulated asphaltic roofing membranes.
<b>USAGE</b>	GacoFlex A4271 BleedTrap Base Coat encapsulates the oil that commonly exudes from these substrates and effectively traps it within the sealer to help inhibit bleed-through to GacoFlex Silicone Coatings.
<b>COLOR</b>	Red
<b>LIMITATIONS</b>	May not be suitable for use on some single ply membranes. Always perform an adhesion test. Minimum application temperature is 50°F (10°C) and rising.
<b>CONSISTENCY</b>	Viscosity is similar to a latex house paint, mixes easily with a stir stick.
<b>APPLIED PRODUCT DATA</b>	
<b>WEATHERABILITY</b>	GacoFlex A4271 BleedTrap Base Coat is designed to be top-coated with GacoFlex silicone or acrylic coatings.
<b>HARDNESS</b>	BleedTrap Base Coat will need up to 72 hours curing time depending on conditions to achieve full properties. Recoat in as little as 4 hours.
<b>ADHESION</b>	Adheres well to modified bitumen and asphaltic surfaces, as well as galvanized steel, polyurethane foam and concrete. May not be suitable for all single ply membranes. Always run an adhesion to confirm suitability.
<b>TOXICITY</b>	Not suitable for contact with edible substances or potable water.
<b>FLAMMABILITY</b>	Non-Flammable, water-based. VOC: <50g/L
<b>PACKAGED PRODUCT DATA</b>	
<b>THEORETICAL COVERAGE</b>	When applied to most roofing surfaces coverage is one gallon (3.785 liters) per 100 square feet (9.29 square meters) yielding 6 dry mils. NOTE: Actual coverage may be less due to surface profile, losses due to overspray and wind, and residual coating left in the container.
<b>SOLIDS</b>	Weight: 57% Volume: 41%
<b>VOC</b>	< 50 g/l (< 0.42 lb/gal)
<b>FLASH POINT</b>	> 200°F (93°C)
<b>STORAGE STABILITY</b>	Twelve months from date of manufacture when stored in sealed containers between 50°F - 90°F (10°C - 32°C) and out of direct sunlight. Protect from freezing in shipment and storage.
<b>APPLICATION</b>	
<b>MIXING</b>	Mix thoroughly before application to ensure uniform color and consistency.
<b>THINNING</b>	Product should not be thinned.
<b>APPLICATION</b>	BleedTrap Base Coat may be brushed, rolled or spray applied at the rate of one gallon (3.785 liters) per 100 square feet (9.29 square meters). Continuous 6-dry-mil coverage is very important to ensure complete blocking of oil migration to the surface. Any gaps, holidays or light coverage areas will have a higher likelihood of oil bleed and are not covered by the GacoFlex S2100 5-Year Energy Star Limited Warranty.
<b>DRY TIME</b>	While BleedTrap Base Coat will exhibit early rain resistance in as little as 30 minutes, it should be allowed to thoroughly dry prior to application of primer or top coat. Allow a minimum of 4 hours before applying top coat. Note: Drying time may vary based on temperatures or humidity.
<b>APPLICATION OF TOP COATS</b>	GacoFlex S2100 Cleanable Solvent-Free Silicone Coating requires a primer coat of GacoFlex E5320 2-Part Epoxy Primer/Filler be applied over BleedTrap Base Coat prior to application of silicone top coat. Apply E5320 Primer according to application instructions and allow the primer to dry before applying GacoFlex S2100.  A wet adhesion test should be performed with GacoFlex S20 Series applications over A4271 BleedTrap Base Coat to eliminate the need for E5320 Primer. If the test shows poor adhesion, apply a primer coat of E5320 Primer according to label directions; allow primer to dry completely before applying silicone top coat. Contact Gaco Technical Services at 800-456-4226 for instructions on how to perform a wet adhesion test.  GacoRoof Silicone Coatings may be applied directly over A4271 BleedTrap Base Coat once it is thoroughly dry; no primer is typically required but an adhesion test should be performed.
<b>CLEAN UP</b>	Clean brushes and rollers with soap and water. Clean spray equipment with water and recirculate through lines and gun until residual product is removed.
For specific safety and health information please refer to Safety Data Sheet.	